



- Cost-effective miniature fuse for control circuits
- Disconnect characteristics: Fast-acting, medium time lag, and slow-acting
- Terminal cover with finger protection: IP20

E9

MY R. STAHL 8560A



The R. STAHL Series 8560 small fuse element is a cost-effective miniature fuse for control circuits. It is designed for rated operational voltages up to 250 V and rated operational currents up to 6.3 A and is available with various disconnect characteristics. It is snapped onto normal rails (TS 15, 35, 32). The terminal cover with finger protection meets the specifications of the IP20 degree of protection.

	IECEX / ATEX					
Zone	0	1	2	20	21	22
Installation in		•	•			

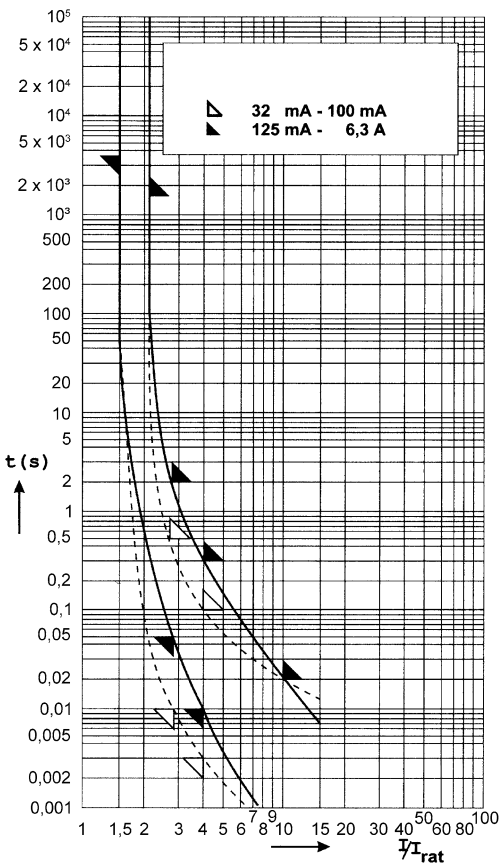
Selection Table					
Certificates	ATEX (PTB), Brazil (ULB), Canada (UL), IECEX (PTB)				
Characteristic	Rated operational current	Rated breaking capacity max	Product Type	Art. No.	Weight
Fast-acting	0.032 A	35 A	8560/51-4023	213073	240 g
	0.05 A	35 A	8560/51-4033	213074	240 g
	0.063 A	35 A	8560/51-4043	213075	240 g
	0.08 A	35 A	8560/51-4053	213076	240 g
	0.1 A	35 A	8560/51-4063	213077	240 g
	0.125 A	35 A	8560/51-4073	149174	210 g
	0.16 A	35 A	8560/51-4083	213078	240 g
	0.2 A	35 A	8560/51-4093	213079	240 g
	0.25 A	35 A	8560/51-4103	213080	240 g
	0.315 A	35 A	8560/51-4113	149175	210 g
	0.4 A	35 A	8560/51-4133	213081	240 g
	0.5 A	35 A	8560/51-4143	149176	210 g
	0.63 A	35 A	8560/51-4153	149178	210 g
	0.8 A	35 A	8560/51-4173	213082	240 g
	1 A	35 A	8560/51-4183	213083	240 g
1.25 A	35 A	8560/51-4193	213084	240 g	

Selection Table					
Certificates ATEX (PTB), Brazil (ULB), IECEx (PTB)					
Characteristic	Rated operational current	Rated breaking capacity max	Product Type	Art. No.	Weight
Medium time lag	0.032 A	80 A	8560/51-4021	149123	210 g
	0.05 A	80 A	8560/51-4031	149126	210 g
	0.063 A	80 A	8560/51-4041	149129	210 g
	0.08 A	80 A	8560/51-4051	149132	210 g
	0.1 A	80 A	8560/51-4061	149135	210 g
	0.125 A	80 A	8560/51-4071	149138	210 g
	0.16 A	80 A	8560/51-4081	149141	210 g
	0.2 A	80 A	8560/51-4091	149144	210 g
	0.25 A	80 A	8560/51-4101	149147	210 g
	0.315 A	80 A	8560/51-4111	149150	210 g
	0.4 A	80 A	8560/51-4131	149153	210 g
	0.5 A	80 A	8560/51-4141	149156	210 g
	0.63 A	80 A	8560/51-4151	149157	210 g
	0.8 A	80 A	8560/51-4171	149159	210 g
	1 A	80 A	8560/51-4181	149161	210 g
1.25 A	80 A	8560/51-4191	149163	210 g	
Time lag	2 A	35 A	8560/51-4222	149164	210 g
	2.5 A	35 A	8560/51-4232	149170	210 g
	3.15 A	35 A	8560/51-4242	149171	210 g
	4 A	40 A	8560/51-4252	149166	210 g
	5 A	50 A	8560/51-4262	149172	210 g
	6.3 A	63 A	8560/51-4272	149168	210 g

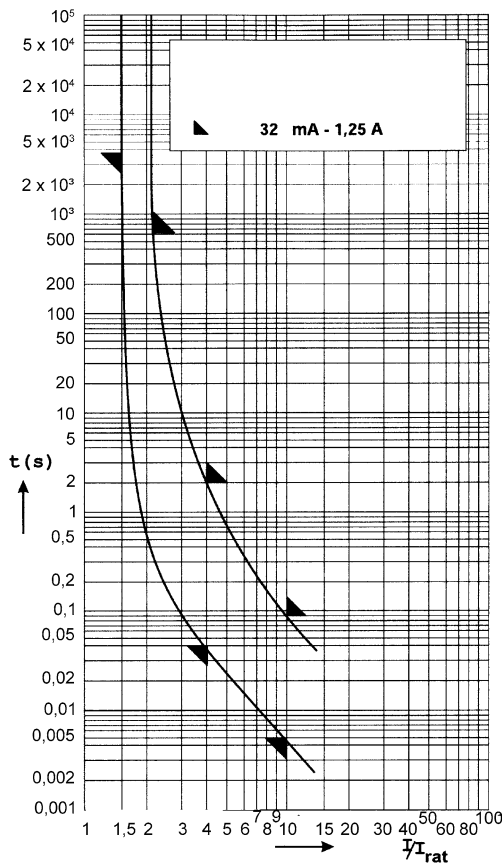
Technical Data		
Variant	8560/51-4..1 8560/51-4..2	8560/51-4..3
Explosion Protection		
IECEx gas explosion protection	Ex eb mb IIC T4 ... T6 Gb	Ex eb mb IIC T4 ... T6 Gb
ATEX gas explosion protection	Ⓔ II 2 G Ex eb mb IIC T4 ... T6 Gb	Ⓔ II 2 G Ex eb mb IIC T4 ... T6 Gb
Marking cUL		Class I, Zone 1, Ex e m II T6...T4 Ex II Class I, Div. 2, Groups A,B,C,D, T6...T4
Notes	Product label may vary. Series devices are labelled with ATEX and IECEx.	Product label may vary. Series devices are labelled with ATEX, IECEx and CE Code.
Electrical Data		
Rated operational voltage AC	250 V	250 V
Ambient Conditions		
Ambient temperature	-50 °C ... +70 °C (T4) -50 °C ... +70 °C (T5) -50 °C ... +56 °C (T6)	-50 °C ... +70 °C (T4) -50 °C ... +70 °C (T5) -50 °C ... +56 °C (T6)
Ambient temperature	-58 °F ... +158 °F (T4) -58 °F ... +158 °F (T5) -58 °F ... +132 °F (T6)	-58 °F ... +158 °F (T4) -58 °F ... +158 °F (T5) -58 °F ... +132 °F (T6)
Storage temperature	-25 °C ... +70 °C	-25 °C ... +70 °C
Storage temperature	-13 °F ... +158 °F	-13 °F ... +158 °F
Mechanical Data		
Degree of protection (IP)	IP20	IP20
Enclosure material	Polyamide	Polyamide

Technical Data		
Variant	8560/51-4..1 8560/51-4..2	8560/51-4..3
Mechanical Data		
Connection cross section	0.75 ... 2.5 mm ²	0.75 ... 2.5 mm ²
Connection cross-section AWG	20 AWG ... 14 AWG	20 AWG ... 14 AWG
Type of connection cable	Finely stranded Stranded	Finely stranded Stranded
Width	18.5 mm	18.5 mm
Width, inches	0.73 in	0.73 in
Height	40 mm	40 mm
Height, inches	1.58 in	1.58 in
Length	46 mm	46 mm
Length, inches	1.81 in	1.81 in
Packaging unit	5	5
Notes	The fuse can be snapped onto the mounting rails listed below: DIN rail TS 15 (according to DIN EN 60715) DIN rail TS 35 x 7.5 (according to DIN EN 60715) G-rail TS 32 (according to DIN EN 60715) The fuse may only be replaced when the system is de-energised.	
Mounting / Installation		
Tightening torque	1.2 Nm	1.2 Nm
Tightening torque lbf in	10.62 lbf in	10.62 lbf in

Technical Drawings – Subject to Alterations

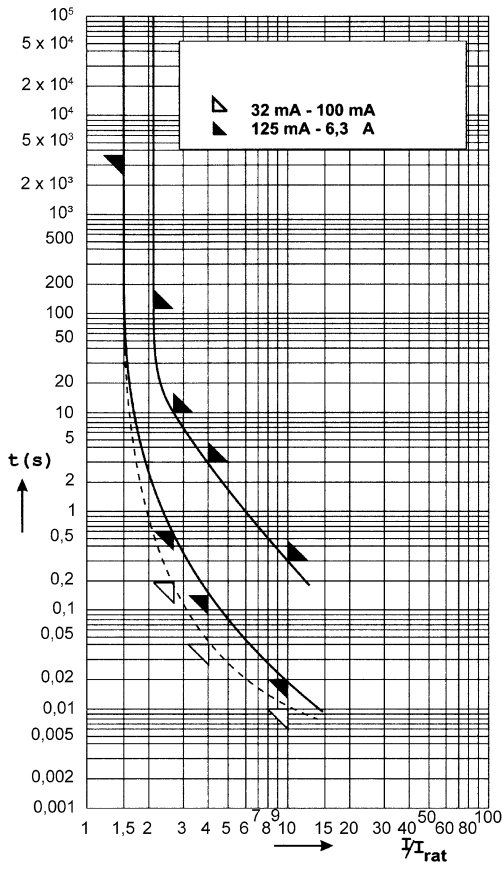


8560/51-...3.250 V, fast-acting



8560/51-...1, 250 V, medium time lag

E9



8560/51-...2.250 V, slow-acting

Dimensional Drawings (All Dimensions in mm [inches]) – Subject to Alterations

