



- All-round Ex p system for Ex p cabinets from 10 to 4000 litres
- Zones 1, 2, 21 and 22
- Mounted on the roof or lateral enclosure wall
- Ex p controller in DC 24 V, AC 115 V or AC 230 V
- Compact construction design, simple mounting
- Ex p parameters are adjusted using the display, regardless of language

A6

### MY R. STAHL 8621A

The Ex p system 8621 is ideal for safe control and monitoring of Ex p control cabinets in a range of sizes. The highly accurate pressure sensors, which are redundantly present for the Ex Zone 1 version, enable operation near the pressure switch-off threshold. This reduces the required leakage quantities to a minimum and guarantees very cost-effective continuous operation.

The concept with a modular system component structure enables purge times and purge pressures to be adapted to meet current requirements. To do so, only the number of purge gas outlets (Ex p pressure monitors) needs to be changed in order to drastically reduce the purge time or purge pressure, if the same Ex p controller is used.

To guarantee that adverse environmental conditions can be withstood, our tried-and-tested glass fibre reinforced polyester has been selected as the enclosure material. Additionally, optional suitable protective collars are available as protection against heavy rainfall.

A device as simple as it is effective (Ex p vortex air cooler) is available for cooling Ex p cabinets. In this respect, too, the cooling power is regulated solely by the number of structurally identical devices that are installed.

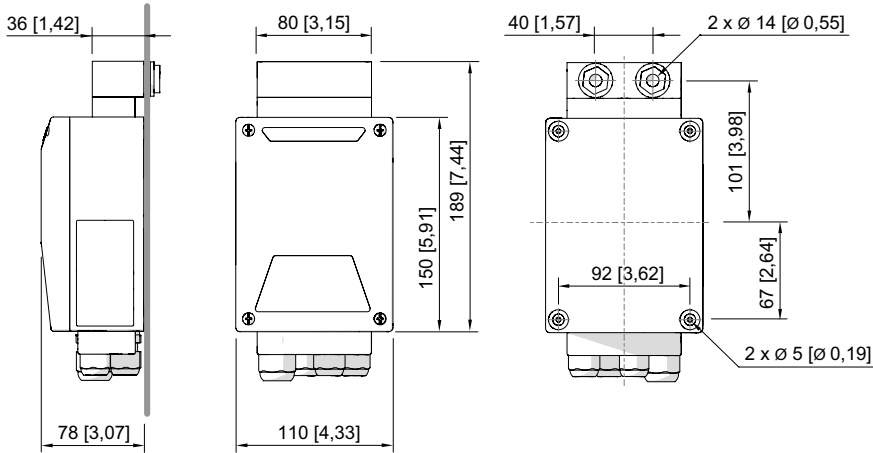
	IECEX / ATEX					
Zone	0	1	2	20	21	22
Installation in		•	•		•	•

Selection Table									
Product variant		for Zones 1 and 21; Ex p complete system for Ex p cabinets over 1200 l							
Ex p pressure reducer		1 x size 4, Die-cast zinc							
Connection thread		1/2"							
Purging air nozzle		4.8 mm							
Auxiliary power rated operating voltage	Ex p controller enable cont.	Purge time range pressure regulation	Ex p controller	Ex p purge valve	Ex p pressure monitor	Back-up fuse	Product Type	Art. No.	Weight
AC 115 V (+10%-10%) / 50-60 Hz	2-pole line voltage	Digital control	1 x Typ 8622/11-1010-0000	1 x Typ 8622/21-0011-0000	2 x type 8622/31-1001-0000	1 x type 8622/63-0002	8621/11-1010-0100	315419	4.2 kg
		Automatic control	1 x Typ 8622/11-1010-0000	1 x Typ 8622/21-1011-0000	2 x type 8622/31-1001-0000	1 x Typ 8622/63-0003	8621/11-1010-0110	315420	4.6 kg
AC 230 V (±10%)/50 to 60 Hz	2-pole line voltage	Digital control	1 x type 8622/11-1000-0000	1 x type 8622/21-0001-0000	2 x type 8622/31-1001-0000	1 x type 8622/63-0001	8621/11-1000-0100	269574	4.2 kg
		Automatic control	1 x type 8622/11-1000-0000	1 x type 8622/21-1001-0000	2 x type 8622/31-1001-0000	1 x type 8622/63-0002	8621/11-1000-0110	269575	4.6 kg
DC 24 V (+20% to -15%)	1 potential-free contact	Digital control	1 x type 8622/11-1020-1000	1 x type 8622/21-0021-0000	2 x type 8622/31-1001-0000	1 x type 8622/63-0005	8621/11-1020-1100	276264	4.2 kg
		Automatic control	1 x type 8622/11-1020-1000	1 x type 8622/21-1021-0000	2 x type 8622/31-1001-0000	1 x type 8622/63-0005	8621/11-1020-1110	276265	4.6 kg

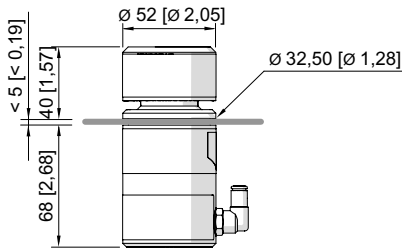
**Selection Table**

Product variant			for Zones 1 and 21; Ex p complete system for Ex p cabinets up to 1200 l							Art. No.	Weight
Ex p pressure reducer			1 x size 2, Die-cast zinc								
Connection thread			1/4 "								
Purging air nozzle			3 mm								
Auxiliary power rated operating voltage	Ex p controller enable cont.	Purge time range pressure regulation	Ex p controller	Ex p purge valve	Ex p pressure monitor	Back-up fuse	Product Type				
AC 115 V (+10%-10%) / 50-60 Hz	2-pole line voltage	Digital control	1 x Typ 8622/11-1010-0000	1 x Typ 8622/21-0010-0000	1 x type 8622/31-1001-0000	1 x type 8622/63-0002	8621/11-1010-0000	315418	3.4 kg		
		Automatic control	1 x Typ 8622/11-1010-0000	1 x Typ 8622/21-1010-0000	1 x type 8622/31-1001-0000	1 x type 8622/63-0002	8621/11-1010-0010	308093	3.5 kg		
AC 230 V (±10%)/50 to 60 Hz	2-pole line voltage	Digital control	1 x type 8622/11-1000-0000	1 x type 8622/21-0000-0000	1 x type 8622/31-1001-0000	1 x type 8622/63-0001	8621/11-1000-0000	269572	3.5 kg		
		Automatic control	1 x type 8622/11-1000-0000	1 x type 8622/21-1000-0000	1 x type 8622/31-1001-0000	1 x type 8622/63-0001	8621/11-1000-0010	269573	3.4 kg		
DC 24 V (+20% to -15%)	1 potential-free contact	Digital control	1 x type 8622/11-1020-1000	1 x type 8622/21-0020-0000	1 x type 8622/31-1001-0000	1 x type 8622/63-0005	8621/11-1020-1000	276262	3.5 kg		
		Automatic control	1 x type 8622/11-1020-1000	1 x type 8622/21-1020-0000	1 x type 8622/31-1001-0000	1 x type 8622/63-0004	8621/11-1020-1010	276263	3.4 kg		
Product variant			for Zones 2 and 22; Ex p complete system for Ex p cabinets over 1200 l							Art. No.	Weight
Ex p pressure reducer			1 x size 4, Die-cast zinc								
Connection thread			1/2 "								
Purging air nozzle			4.8 mm								
Auxiliary power rated operating voltage	Ex p controller enable cont.	Purge time range pressure regulation	Ex p controller	Ex p purge valve	Ex p pressure monitor	Back-up fuse	Product Type				
AC 115 V (+10%-10%) / 50-60 Hz	2-pole line voltage	Digital control	1 x Typ 7622/11-1010-0000	1 x Typ 8622/21-0011-0000	2 x type 8622/31-1001-0000	1 x type 8622/63-0002	7621/11-1010-0100	315483	4.2 kg		
		Automatic control	1 x Typ 7622/11-1010-0000	1 x Typ 8622/21-1011-0000	2 x type 8622/31-1001-0000	1 x Typ 8622/63-0003	7621/11-1010-0110	315484	4.6 kg		
AC 230 V (±10%)/50 to 60 Hz	2-pole line voltage	Digital control	1 x type 7622/11-1000-0000	1 x type 8622/21-0001-0000	2 x type 8622/31-1001-0000	1 x type 8622/63-0001	7621/11-1000-0100	276268	4.2 kg		
		Automatic control	1 x type 7622/11-1000-0000	1 x type 8622/21-1001-0000	2 x type 8622/31-1001-0000	1 x type 8622/63-0002	7621/11-1000-0110	276269	4.6 kg		
DC 24 V (+20% to -15%)	1 potential-free contact	Digital control	1 x type 7622/11-1020-1000	1 x type 8622/21-0021-0000	2 x type 8622/31-1001-0000	1 x type 8622/63-0005	7621/11-1020-1100	276332	4.2 kg		
		Automatic control	1 x type 7622/11-1020-1000	1 x type 8622/21-1021-0000	2 x type 8622/31-1001-0000	1 x type 8622/63-0005	7621/11-1020-1110	276333	4.6 kg		
Product variant			for Zones 2 and 22; Ex p complete system for Ex p cabinets up to 1200 l							Art. No.	Weight
Ex p pressure reducer			1 x size 2, Die-cast zinc								
Connection thread			1/4 "								
Purging air nozzle			3 mm								
Auxiliary power rated operating voltage	Ex p controller enable cont.	Purge time range pressure regulation	Ex p controller	Ex p purge valve	Ex p pressure monitor	Back-up fuse	Product Type				
AC 115 V (+10%-10%) / 50-60 Hz	2-pole line voltage	Digital control	1 x Typ 7622/11-1010-0000	1 x Typ 8622/21-0010-0000	1 x type 8622/31-1001-0000	1 x type 8622/63-0002	7621/11-1010-0000	315481	3.5 kg		
		Automatic control	1 x Typ 7622/11-1010-0000	1 x Typ 8622/21-1010-0000	1 x type 8622/31-1001-0000	1 x type 8622/63-0002	7621/11-1010-0010	315482	3.4 kg		
AC 230 V (±10%)/50 to 60 Hz	2-pole line voltage	Digital control	1 x type 7622/11-1000-0000	1 x type 8622/21-0000-0000	1 x type 8622/31-1001-0000	1 x type 8622/63-0001	7621/11-1000-0000	276266	3.5 kg		
		Automatic control	1 x type 7622/11-1000-0000	1 x type 8622/21-1000-0000	1 x type 8622/31-1001-0000	1 x type 8622/63-0001	7621/11-1000-0010	276267	3.4 kg		
DC 24 V (+20% to -15%)	1 potential-free contact	Digital control	1 x type 7622/11-1020-1000	1 x type 8622/21-0020-0000	1 x type 8622/31-1001-0000	1 x type 8622/63-0005	7621/11-1020-1000	276270	3.5 kg		
		Automatic control	1 x type 7622/11-1020-1000	1 x type 8622/21-1020-0000	1 x type 8622/31-1001-0000	1 x type 8622/63-0004	7621/11-1020-1010	276331	3.4 kg		

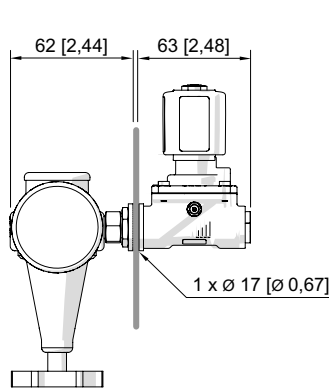
Technical Data		
Variant	Type 8621 for Zones 1 and 21	Type 7621 for Zones 2 and 22
<b>Explosion Protection</b>		
IECEX gas explosion protection	Ex eb mb ia [pxb Gb] [ia Ga] IIC T4 Gb	Ex ec mc ia [pzc Gc] [ia Ga] IIC T4 Gc
IECEX dust explosion protection	Ex tb [pxb Db] [ia Da] IIIC T130 °C Db	Ex tc [pzc Dc] [ia Da] IIIC T80 °C Dc
ATEX gas explosion protection	Ⓔ II 2 (1) G Ex eb mb ia [pxb Gb] [ia Ga] IIC T4 Gb	Ⓔ II 3 (1) G Ex ec mc ia [pzc Gc] [ia Ga] IIC T4 Gc
ATEX dust explosion protection	Ⓔ II 2 (1) D Ex tb [pxb Db] [ia Da] IIIC T130 °C Db	Ⓔ II 3 (1) D Ex tc [pzc Dc] [ia Da] IIIC T80 °C Dc
Certificates	ATEX (TUR), China (CQST), IECEx (TUR), India (PESO), Korea (KTL)	ATEX (TUR), China (CQST), IECEx (TUR), India (PESO), Korea (KTL)
Declaration of Conformity	ATEX (EUK), China (CCC)	ATEX (EUK), China (CCC)
Further information	See the operating instructions for the Ex p system	See the operating instructions for the Ex p system
<b>Auxiliary Power</b>		
Auxiliary power connection	Screw connector	Screw connector
Note	Rated current depends on the Ex p purge valve used	Rated current depends on the Ex p purge valve used
<b>Device Specific Data</b>		
Pressure range	0 – 25 mbar	0 – 25 mbar
Max. power dissipation	1.5 W plus Ex p purge valve	1.5 W plus Ex p purge valve
Ex p pressure monitor opening pressure	3.5 mbar	3.5 mbar
Die-cast zinc	Die-cast zinc	Die-cast zinc
Ex p purge valve material	Brass	Brass
Ex p hose set	1 x type 8622/65-0000	1 x type 8622/65-0000
Ex p hose set hose length	3 m	3 m
Purge time range	0 – 99 min	0 – 99 min
MIN setting	1 mbar	1 mbar
MAX setting	15 mbar	15 mbar
DIFF setting	2 mbar	2 mbar
<b>Ambient Conditions</b>		
Ambient temperature	-30 °C ... 60 °C	-30 °C ... 60 °C
Storage temperature	-30 °C ... 60 °C	-30 °C ... 60 °C
<b>Mechanical Data</b>		
Degree of protection (IP) (IEC 60529)	IP65 IP66 optional	IP65 IP66 optional
Enclosure material	Polyester, glass fibre reinforced	Polyester, glass fibre reinforced
Sealing material	Silicone, foamed	Silicone, foamed
Material cable gland	Polyamide	Polyamide
<b>Mounting / Installation</b>		
Mounting orientation	Horizontal Vertical	Horizontal Vertical
Note	Suitable for attachment to Ex pxb, Ex pyb, Ex pzc, Ex eb, Ex ec, Ex tb and Ex tc cabinets	Suitable for attachment to Ex pzc, Ex ec and Ex tc cabinets
<b>Components</b>		
Cable gland	M20 x 1.5 M16 x 1.5	M20 x 1.5 M16 x 1.5



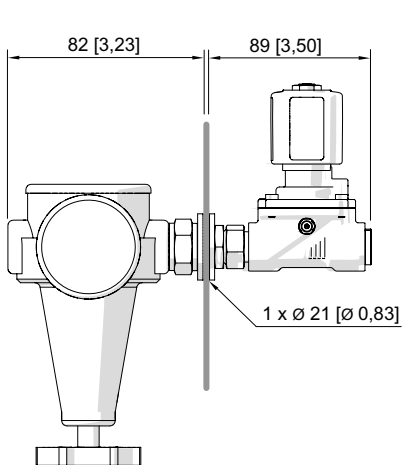
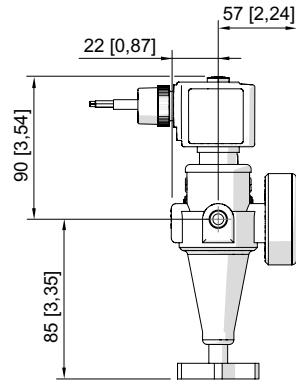
Ex p controller type 8622/11



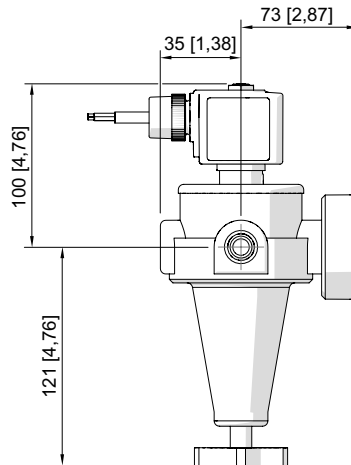
Ex p pressure monitor type 8622/31

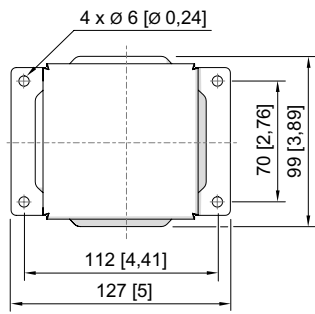


Ex p purge valve with R 1/4" pressure regular type 8622/21

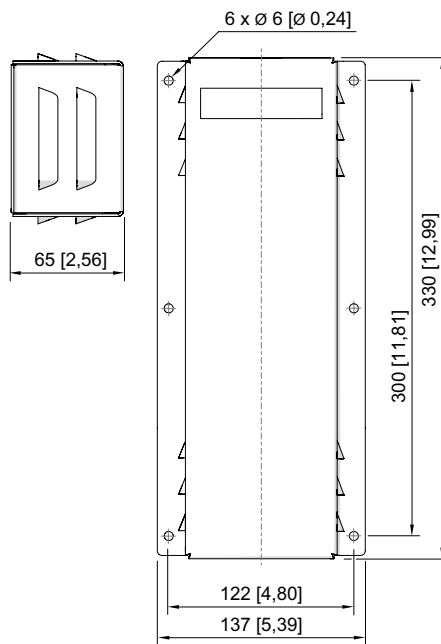


Ex p purge valve with R 1/2" pressure regular type 8622/21

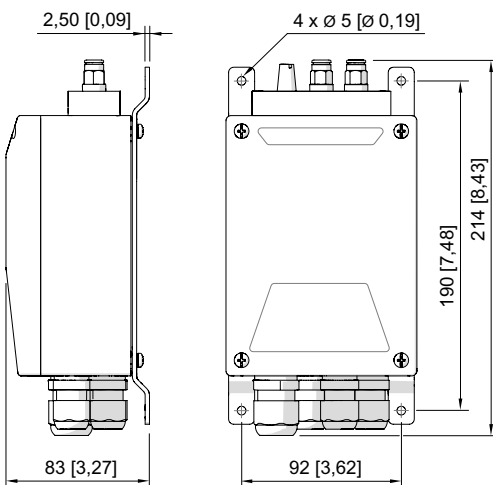




IP66 pressure monitor cover type 8622/64



IP66 vortex air cooler cover type 8622/64



Internal installation set type 8622/68 for Ex p controller