



- Redundant operation of IS1+ I/O modules
- Suitable for I/O modules with non-intrinsically safe I/O from firmware 4.xx
- Simple installation on DIN rail and connection via push-in terminals
- Installation in Zone 2

A4

MY R. STAHL 9491A



Type 9491/T1 termination boards and the corresponding type 9491/Z1 connection cables are accessories for the IS1+ Remote I/O system. The devices can be used in hazardous areas in Zone 2 as well as in safe areas, and are used for parallel switching of non-intrinsically safe field circuits of two IS1+ I/O modules of the same type (from firmware 4.xx) and thereby enable I/O redundancy.

	IECEX / ATEX					
Zone	0	1	2	20	21	22
Ex interface			•			
Installation in			•			

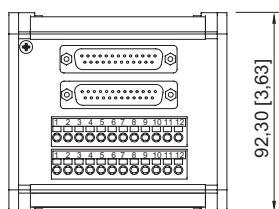
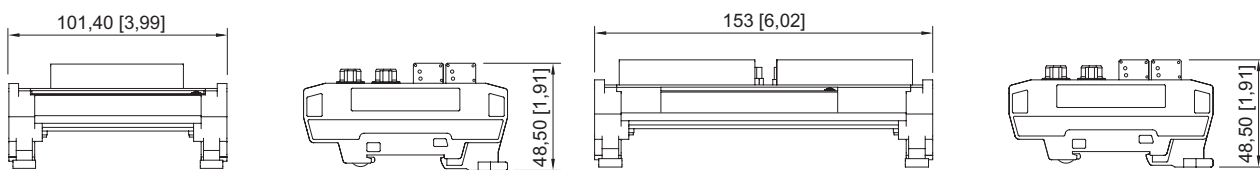
Selection Table				
Product Description	IS1+ Remote I/O Termination board For Zone 2			
Number of channels		Product Type	Art. No.	Weight
8		9491/T1-08-02	273018	250 g
16		9491/T1-16-02	273019	300 g

Technical Data			
Variant	9491/T1-08-02	9491/T1-16-02	
Explosion Protection			
IECEX gas explosion protection	Ex ec IIC T4 Gc	Ex ec IIC T4 Gc	
ATEX gas explosion protection	Ⓜ II 3 G Ex ec IIC T4 Gc	Ⓜ II 3 G Ex ec IIC T4 Gc	
Certificates	ATEX (TUR), China (NEPSI), IECEX (TUR), Korea (KTL)	ATEX (TUR), China (NEPSI), IECEX (TUR), Korea (KTL)	
Declaration of Conformity	ATEX (EUK), China (CCC)	ATEX (EUK), China (CCC)	
Electrical Data			
Signal types	Analogue input/output	Digital output	
Type of signal	2-conductor AI/AO 3-, 4-conductor AI	24 V/0.5 A DO Low power 6V/2 mA DO	
Number of channels	8	16	
Auxiliary Power			
Auxiliary power	without	without	
Input			
Input	Primary, redundant	Primary, redundant	
Function	Connection to I/O modules	Connection to I/O modules	

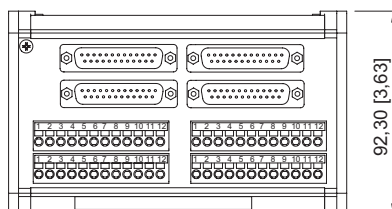
Technical Data		
Variant	9491/T1-08-02	9491/T1-16-02
Input		
Compatible I/O modules	9469/35	9471/35 9472/35
Number of input connections	2	4
Number of required connection cables	2	4
Output		
Output	Simplex	Simplex
Output function	Connection to field device	Connection to field device
Number of output connections	2	4
Ambient Conditions		
Ambient temperature	-40 °C ... +75 °C	-40 °C ... +75 °C
Mechanical Data		
Degree of protection (IP) (IEC 60529)	IP20	IP20
Module enclosure	Polyamide 6GF	Polyamide 6GF
Mounting / Installation		
Mounting type	DIN rail NS35/15, NS35/7.5	DIN rail NS35/15, NS35/7.5
Connection type	Push-in terminal, 12-pole	Push-in terminal, 12-pole
Connection type 2	Sub-D socket, 24-pole Screw lock	Sub-D socket, 24-pole Screw lock

Accessories			
Figure	Description	Art. No.	Weight
Connecting cable			
	The connection cables are used for the connection between the redundant I/O modules and the termination board. Cable length: 0.5 m	276888	120 g
	The connection cables are used for the connection between the redundant I/O modules and the termination board. Cable length: 1 m	276889	190 g

Dimensional Drawings (All Dimensions in mm [inches]) – Subject to Alterations



Type 9491/T1-08-02



Type 9491/T1-16-02