



- Simple handling using hot swap technology
- Versatile application possibilities thanks to modular structure
- Most extreme operating conditions in hazardous areas
- Reliable data and signal connections or power supplies
- Simple connection and disconnection thanks to one-handed operation

MY R. STAHL 8595F





R. STAHL's Series 8595/1 explosion-protected miniCON plug connectors with up to eight poles keep you safely connected. The high-quality plastic or stainless steel plug connectors have impressed many customers with their reliability and versatility in application. Their hot swap disconnecting capacity means that intrinsically safe signal supplies and power supplies up to 500 V/16 A can be connected and disconnected reliably and safely without the need for a hot work permit or other hot work authorisation. The miniCON connectors designed for conductor cross-sections of 0.25 mm² to 2.5 mm² are available for directly connecting electrical lines or for device installation in the device plug and flange socket types of construction. The new plug connectors for hazardous areas in Zones 1 and 21 stand out from the competition thanks to their modular structure and logically arranged components, which enable quick, easy mounting. Our patented single-handed operation means that matching plug connectors, which can be defined by the installer using internal coding for up to three applications, can be connected in no time.

	IECEX / ATEX					
Zone	0	1	2	20	21	22
Installation in		•	•		•	•

Selection Table							
Version		Ex e flange socket					
Enclosure material		Nickel-plated brass					
Figure	Connection thread	Contact type	Connection cross-section	Connection cross-section	Product Type	Art. No.	Weight
				AWG			
	M32 x 1.5	Socket contact	0.5 mm ²	20 AWG	8595/1-CB1-S-S05-00E	298977	400 g
		Socket contact	0.75 – 1 mm ²	18 AWG	8595/1-CB1-S-S10-00E	298980	400 g
		Socket contact	1.5 mm ²	16 AWG	8595/1-CB1-S-S15-00E	298983	400 g
		Socket contact	2.5 mm ²	14 AWG	8595/1-CB1-S-S25-00E	298986	400 g
Version		Ex e flange socket					
Enclosure material		Stainless steel 1.4404					
Figure	Connection thread	Contact type	Connection cross-section	Connection cross-section	Product Type	Art. No.	Weight
				AWG			
	M32 x 1.5	Socket contact	0.5 mm ²	20 AWG	8595/1-CS1-S-S05-00E	286598	400 g
		Socket contact	0.75 – 1 mm ²	18 AWG	8595/1-CS1-S-S10-00E	286601	400 g
		Socket contact	1.5 mm ²	16 AWG	8595/1-CS1-S-S15-00E	286604	400 g
		Socket contact	2.5 mm ²	14 AWG	8595/1-CS1-S-S25-00E	286607	400 g

Selection Table

Version		Ex e flange socket, reverse					
Enclosure material		Nickel-plated brass					
Figure	Connection thread	Contact type	Connection cross-section	Connection cross-section AWG	Product Type	Art. No.	Weight
	M32 x 1.5	Pin contact	0.5 mm ²	20 AWG	8595/1-CB1-S-P05-00E	298989	400 g
		Pin contact	0.75 – 1 mm ²	18 AWG	8595/1-CB1-S-P10-00E	298992	400 g
		Pin contact	1.5 mm ²	16 AWG	8595/1-CB1-S-P15-00E	298995	400 g
		Pin contact	2.5 mm ²	14 AWG	8595/1-CB1-S-P25-00E	298998	400 g
Version		Ex e flange socket, reverse					
Enclosure material		Stainless steel 1.4404					
Figure	Connection thread	Contact type	Connection cross-section	Connection cross-section AWG	Product Type	Art. No.	Weight
	M32 x 1.5	Pin contact	0.5 mm ²	20 AWG	8595/1-CS1-S-P05-00E	286610	400 g
		Pin contact	0.75 – 1 mm ²	18 AWG	8595/1-CS1-S-P10-00E	286613	400 g
		Pin contact	1.5 mm ²	16 AWG	8595/1-CS1-S-P15-00E	286616	400 g
		Pin contact	2.5 mm ²	14 AWG	8595/1-CS1-S-P25-00E	286619	400 g

Cable glands are not part of the standard metallic product.
NEC/CE Code versions on request.

Technical Data
Variant
Explosion Protection

Area of application	European Union (ATEX) IECEX
IECEX gas explosion protection	Ex db eb IIC T6 / T5 Gb
IECEX gas explosion protection 2	Ex ia IIC T6 Ga
IECEX dust explosion protection	Ex tb IIIC T80 °C / T95 °C Db
IECEX dust explosion protection 2	Ex ia IIIC T80 °C Da
ATEX gas explosion protection	Ⓔ II 2 G Ex db eb IIC T6 / T5 Gb
ATEX gas explosion protection 2	Ⓔ II 1 G Ex ia IIC T6 Ga
ATEX dust explosion protection	Ⓔ II 2 D Ex tb IIIC T80 °C / T95 °C Db
ATEX dust explosion protection 2	Ⓔ II 1 D Ex ia IIIC T80 °C Da
Certificates	ATEX (EPS), IECEX (EPS)
Declaration of Conformity	ATEX (EUK)
Notes	Product label may vary. Series devices are labelled with ATEX and IECEX.

Electrical Data

Rated operational voltage AC	500 V
Rated operational voltage DC	max. 110 ... 110 V
Voltage tolerance	+10%
Rated insulation voltage	690 V
Rated operational current for AC	16 A
Rated operational current for DC 2	16 A
No. of poles	7 P + PE / 8 P
AC frequency range	50 – 60 Hz
Notes	For metal versions, at voltages > 60 V, the enclosure must be included in the protective grounding.


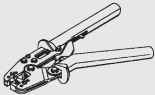
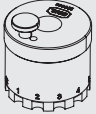



Ambient Conditions

Ambient temperature	-60 °C ... +75 °C
Ambient temperature	-76 °F ... +167 °F

Mechanical Data

Degree of protection (IP) (IEC 60529)	IP66 IP67
---------------------------------------	--------------

Technical Data	
Variant	
Mechanical Data	
IP degree of protection (IEC 60079)	IP64
Impact strength (IEC 60079)	7 J
Seal	Silicone
Coding	1-3, arbitrary
Notes	For preassembled variants, coding 1 is pre-set
Mounting / Installation	
Connection type	crimp
Connection type 2	solder
The standard connection type is crimping. Soldering is possible in the range of 0.25 – 1.5 mm ² (AWG24 - AWG16).	

Accessories			
Figure	Description	Art. No.	Weight
EMC/shielding			
	To create an EMC-compliant connection of braided, shielded or reinforced conductors.	307512	29 g
Crimping tool			
	For all versions with crimp connection of 0.14 to 6 mm ²	295689	1 kg
Contact mounts/positioners for rotated industrial contacts			
	The selection of the contact mount is based on the crimp contacts to be processed. - Exact positioning of the crimp contact during the crimping process - Reliable, reproducible crimping result - Adapted for miniCON contacts	299586	100 g
2-ear clamps			
	KIT 8595 2-ear clamps, small Strain relief depending on the cable gland used Cable outer diameter 5 to 13 mm	286168	13 g
	KIT 8595 2-ear clamps, big Strain relief depending on the cable gland used Cable outer diameter 13 to 17 mm	286169	19 g
Adaptor			
	KIT 8595 nickel-plated brass adaptor, M20 x 1.5, for installation in Ex e enclosure	304566	147 g
	KIT 8595 stainless steel adaptor, M20 x 1.5, for installation in Ex e enclosure	304565	139 g
	KIT 8595 nickel-plated brass adaptor, M25 x 1.5, for installation in Ex e enclosure	304568	149 g
	KIT 8595 stainless steel adaptor, M25 x 1.5, for installation in Ex e enclosure	304567	140 g
	KIT 8595 nickel-plated brass adaptor, M32 x 1.5, for installation in Ex e enclosure	296754	100 g
	KIT 8595 stainless steel adaptor, M32 x 1.5, for installation in Ex e enclosure	286166	126 g

Accessories

Figure	Description	Art. No.	Weight
Socket contact			
	KIT 8595 socket contacts (0.25 to 0.5 mm ²), 8 pieces	286151	25 g
	KIT 8595 socket contacts (0.75 to 1 mm ²), 8 pieces	286152	24 g
	KIT 8595 socket contacts (1.5 mm ²), 8 pieces	286153	25 g
	KIT 8595 socket contacts (2.5 mm ²), 8 pieces	286154	26 g
Pin contact			
	KIT 8595 pin contacts (0.25 to 0.5 mm ²), 8 pieces	286155	26 g
	KIT 8595 pin contacts (0.75 to 1 mm ²), 8 pieces	286156	26 g
	KIT 8595 pin contacts (1.5 mm ²), 8 pieces	286157	27 g
	KIT 8595 pin contacts (2.5 mm ²), 8 pieces	286158	26 g
Code disks			
	KIT coding plate 8595, four colours, without labelling Customer-specific labelling available on request	289939	4 g
Reducer			
	CMP-737DR Reducer M32 x 1.5 - M20 x 1.5 Stainless steel	281583	126 g
	CMP-737DR Reducer M32 x 1.5 - M25 x 1.5 Stainless steel	281586	400 g

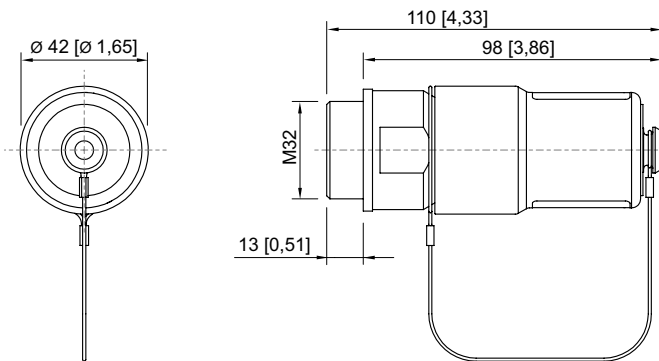
Spare Parts

Figure	Description	Art. No.	Weight
Jam nut, nickel-plated brass			
	Material: Nickel-plated brass Thread size: M32 One piece	110869	11 g
Contact holder for socket contact			
	KIT 8595 socket contact insert + PE	286146	33 g
Contact holder for pin contact			
	KIT 8595 pin contact insert + PE	286148	23 g
Protective cap			
	KIT 8595 coupling protective cap (pin) Incl. KIT 8595 coding plates, four colours, without labelling	286160	33 g
	KIT 8595 coupling protective cap (socket) Incl. KIT 8595 coding plates, four colours, without labelling	286159	32 g

Batch size: Purchase order quantity in [no. of units]; the delivery quantity is automatically rounded to the batch size.

Dimensional Drawings (All Dimensions in mm [inches]) – Subject to Alterations

E3



8595/1 Ex e flange socket