



- The latest generation of audible and visual alarm devices
- Ex d/Ex e connection chambers
- Visual solutions with 5 to 21 J XENON and high-power LEDs with various light modes and 4 light channels
- Four output levels can be configured
- Brackets, fixings and protective grid made from stainless steel
- Compliant with EN 54/DNV
- Fastening bracket and protective cage included

E5

MY R. STAHL FL60D



The **FL60/3 product series** provides visual alarm signals which can be used to alert, warn or draw attention to equipment malfunction/start-up or any number of safety-related issues in hazardous areas. The preconfigured light patterns (LED) provide a wide range of internationally standardised signal patterns, whereby four channels are available for each, enabling flexible use. The signalling devices meet the requirements of EN 54 and DNV for extremely challenging ambient conditions.

	IECEX / ATEX					
Zone	0	1	2	20	21	22
Installation in		•	•		•	•

Selection Table					
Lamp	5 J xenon flash tubes				
Lens colour	Rated operational voltage AC	Rated operational voltage DC	Product Type	Art. No.	Weight
Amber	110 ... 240 V	133 ... 272 V	FL60/324-P0111-00AW30-ST000-0000	322523	5.61 kg
	–	12 ... 27.2 V	FL60/324-D0111-00AW30-ST000-0000	312356	5.51 kg
Blue	110 ... 240 V	133 ... 272 V	FL60/324-P0111-00BW30-ST000-0000	324130	5.61 kg
	–	12 ... 27.2 V	FL60/324-D0111-00BW30-ST000-0000	319349	5.51 kg
Clear	110 ... 240 V	133 ... 272 V	FL60/324-P0111-00CW30-ST000-0000	323016	5.61 kg
	–	12 ... 27.2 V	FL60/324-D0111-00CW30-ST000-0000	319350	5.51 kg
Green	110 ... 240 V	133 ... 272 V	FL60/324-P0111-00GW30-ST000-0000	324129	5.61 kg
	–	12 ... 27.2 V	FL60/324-D0111-00GW30-ST000-0000	319401	5.51 kg
Red	110 ... 240 V	133 ... 272 V	FL60/324-P0111-00RW30-ST000-0000	322465	5.61 kg
	–	12 ... 27.2 V	FL60/324-D0111-00RW30-ST000-0000	312376	5.51 kg
Lamp	LED dome light fitting				
Lens colour	Rated operational voltage AC	Rated operational voltage DC	Product Type	Art. No.	Weight
Amber	110 ... 240 V	133 ... 272 V	FL60/326-P0801-00AW30-ST000-0000	318586	5.66 kg
	–	21.1 ... 27.2 V	FL60/326-D0801-00AW30-ST000-0000	312357	5.56 kg
Blue	110 ... 240 V	133 ... 272 V	FL60/326-P0801-00BW30-ST000-0000	319408	5.66 kg
	–	21.1 ... 27.2 V	FL60/326-D0801-00BW30-ST000-0000	319406	5.56 kg

Selection Table








Lamp	LED dome light fitting				
Lens colour	Rated operational voltage AC	Rated operational voltage DC	Product Type	Art. No.	Weight
Clear	110 ... 240 V	133 ... 272 V	FL60/326-P0801-00CW30-ST000-0000	319409	5.66 kg
	–	21.1 ... 27.2 V	FL60/326-D0801-00CW30-ST000-0000	318829	5.56 kg
Green	110 ... 240 V	133 ... 272 V	FL60/326-P0801-00GW30-ST000-0000	319410	5.66 kg
	–	21.1 ... 27.2 V	FL60/326-D0801-00GW30-ST000-0000	319407	5.56 kg
Red	110 ... 240 V	133 ... 272 V	FL60/326-P0801-00RR30-ST000-0000	319421	5.66 kg
	–	21.1 ... 27.2 V	FL60/326-D0801-00RR30-ST000-0000	312372	5.56 kg



Additional gas groups, flash energy, voltage and illuminated section colour variants are available; please use the selection table online at r-stahl.com. MY R. STAHL FL60D

Technical Data




Variant	FL60/326 LED dome light fitting	FL60/326 5 J xenon flash tubes
Explosion Protection		
IECEx gas explosion protection	Ex db eb IIC T6 / T4 Gb	Ex db eb IIC T4 Gb
IECEx dust explosion protection	Ex tb IIIC T80 °C / T100 °C Db	Ex tb IIIC T100 °C Db
ATEX gas explosion protection	Ⓜ II 2 G Ex db eb IIC T6 / T4 Gb	Ⓜ II 2 G Ex db eb IIC T4 Gb
ATEX dust explosion protection	Ⓜ II 2 D Ex tb IIIC T80 °C / T100 °C Db	Ⓜ II 2 D Ex tb IIIC T100 °C Db
Certificates	ATEX (BVIS), IECEx (BVIS)	ATEX (BVIS), IECEx (BVIS)
Declaration of Conformity	ATEX (EUK)	ATEX (EUK)
Electrical Data		
Tolerance	-10 ... 10 %	-10 ... 10 %
Ambient Conditions		
Storage temperature	-60 °C ... 70 °C	-60 °C ... 70 °C
Ambient temperature	-40 °C ... 40 °C (T6) -40 °C ... 70 °C (T4)	-40 °C ... 60 °C (T4)
Mechanical Data		
IP degree of protection (IEC 60598)	IP66/67	IP66/67
Enclosure material	Aluminium, powder-coated, Seawater-resistant	Aluminium, powder-coated, Seawater-resistant
Material glass dome	Polycarbonate, prismatic	Polycarbonate, prismatic
Wire guard material	Stainless steel	Stainless steel
Max. solid connection terminals	4 mm ²	4 mm ²
Max. finely stranded connection terminals	2.5 mm ²	2.5 mm ²
Enclosure colour	red, similar to RAL 3020	red, similar to RAL 3020
Mounting / Installation		
Mounting part material	Stainless steel	Stainless steel
Connection type	Push in	Push in
Components		
Drilled holes	2 x M20 + 2 x M25	2 x M20 + 2 x M25
Cable glands and entries	1 x M20 Ø 4 ... 13 mm 1 x M25 Ø 7 ...	1 x M20 Ø 4 ... 13 mm 1 x M25 Ø 7 ...
Stopping plugs	2x M20 + 2x M25	2x M20 + 2x M25
Stopping plug material	Polyamide, black	Polyamide, black

You can find more technical data online at r-stahl.com. MY R. STAHL FL60D

Accessories			
Figure	Description	Art. No.	Weight
Metal cable gland			
	Ex d and Ex e cable gland with compound for all types of armoured cables (SWA, wire-braid, tape) (nickel-plated brass) Type 20PX2K, M20 x 1.5	109428	240 g
	Ex d and Ex e cable glands with RapidEx sealing system for all types of unarmoured cables and wire-braid-armoured cables (nickel-plated brass) Type 20PX2K-REX, M20 x 1.5	246649	240 g
	Ex d and Ex e cable glands with compound for all types of unarmoured cables and wire-braid-armoured cables (nickel-plated brass) Type 20PXSS2K, M20 x 1.5	109441	200 g
	Ex d and Ex e cable glands with RapidEx sealing system for all types of unarmoured cables and wire-braid-armoured cables (nickel-plated brass) Type 20PXSS2K-REX, M20 x 1.5	246605	200 g
Cable gland made of plastic			
	8161/7-M20-1304, Ex e Plastic, M20 x 1.5, cable outer diameter 4 to 13 mm Lot size 50 pieces	239156	13 g
Stopping plug			
	8290/3-M20 Plastic, M20 x 1.5 Lot size 1 piece	143522	7 g
	8290/3-M20 Plastic, M20 x 1.5 Lot size 100 pieces	285773	500 g
Mounting accessories			
	L-bracket, stainless steel 1.4404	319271	655 g
	U-bracket, stainless steel 1.4404	319280	1.55 kg
Protective cage			
	Protective cage, stainless steel 1.4404	319272	555 g

Spare Parts			
Figure	Description	Art. No.	Weight
Textured lens			
	amber	319273	485 g
	blue	319274	485 g

Spare Parts

Figure	Description	Art. No.	Weight
Textured lens			
	green	319275	485 g
	clear	319276	485 g
	red	319278	485 g
Lamp			
	Xenon tube PCB 5 joules	319281	-

Approvals of the cable glands must be observed.

Dimensional Drawings (All Dimensions in mm [inches]) – Subject to Alterations

