



- Suitable for wall, ceiling and suspended mounting
- With either DALI or address module
- Emergency exit signs with suspended panel so that they can be read from both sides
- Large recognition range $d \geq 30$ m
- Lightweight, robust and compact design

E2

MY R. STAHL 6102A



The Series C-LUX 6102 compact light fittings can be used for normal lighting or as emergency luminaires in conjunction with emergency exit signs and/or an address module for use in central battery systems.

	IECEX / ATEX					
Zone	0	1	2	20	21	22
Installation in		•	•		•	•

Selection Table							
Lamp		LED					
Figure	Variant	Colour temperature	Luminous flux	Control interface	Product Type	Art. No.	Weight
	Escape route downstairs Single-sided	-	-	without	6102/111-0100-150-0111-31-1850-D1	287773	3.57 kg
		-	-	DALI	6102/111-0110-170-0111-31-1850-D1	287785	3.57 kg
		-	-	Internal address module	6102/111-0130-150-0111-31-1850-D1	287793	3.57 kg
	Escape route to the left/ right Double-sided	-	-	without	6102/111-0100-150-0111-31-1850-A2	287700	3.57 kg
		-	-	DALI	6102/111-0110-170-0111-31-1850-A2	287782	3.57 kg
		-	-	Internal address module	6102/111-0130-150-0111-31-1850-A2	287790	3.57 kg
	Escape route to the left Single-sided	-	-	without	6102/111-0100-150-0111-31-1850-B1	287771	3.57 kg
		-	-	DALI	6102/111-0110-170-0111-31-1850-B1	287783	3.57 kg
		-	-	Internal address module	6102/111-0130-150-0111-31-1850-B1	287791	3.57 kg
	Escape route to the right Single-sided	-	-	without	6102/111-0100-150-0111-31-1850-A1	287699	3.57 kg
		-	-	DALI	6102/111-0110-170-0111-13-1850-A1	287781	3.57 kg
		-	-	Internal address module	6102/111-0130-150-0111-31-1850-A1	287789	3.57 kg
	Escape route upstairs Single-sided	-	-	without	6102/111-0100-150-0111-31-1850-C1	287772	3.57 kg
		-	-	DALI	6102/111-0110-170-0111-31-1850-C1	287784	3.57 kg
		-	-	Internal address module	6102/111-0130-150-0111-31-1850-C1	287792	3.57 kg

Selection Table

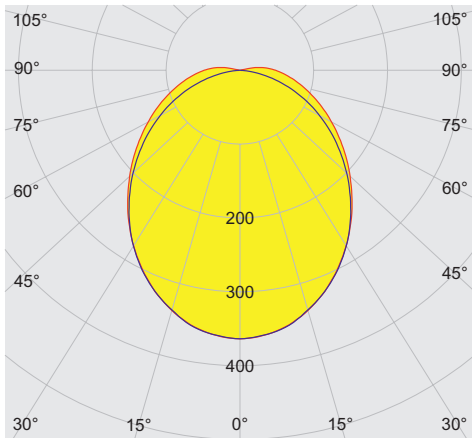
Lamp		LED					
Figure	Variant	Colour temperature	Luminous flux	Control interface	Product Type	Art. No.	Weight
	With deflection optics 0-60°	5000 K	490 lm	without	6102/111-0100-150-0111-31-A850-00	287778	3.05 kg
		5000 K	490 lm	DALI	6102/111-0110-170-0111-31-A850-00	287787	3.05 kg
		5000 K	490 lm	Internal address module	6102/111-0130-150-0111-31-A850-00	287796	3.05 kg
	With diffuser 2 x 40°	5000 K	600 lm	without	6102/111-0100-150-0111-31-4850-00	287777	3 kg
		5000 K	600 lm	DALI	6102/111-0110-170-0111-31-4850-00	287786	3 kg
		5000 K	600 lm	Internal address module	6102/111-0130-150-0111-31-4850-00	287795	3 kg
	Without diffuser 15°	5000 K	775 lm	without	6102/111-0100-150-0111-31-0850-00	287698	2.93 kg
		5000 K	775 lm	DALI	6102/111-0110-170-0111-31-0850-00	287780	2.93 kg
		5000 K	775 lm	Internal address module	6102/111-0130-150-0111-31-0850-00	287788	2.93 kg

Technical Data

Variant	Control interface: without	Control interface: DALI	Control interface: internal address modul
Explosion Protection			
IECEX gas explosion protection	Ex db eb ib op is IIC T4 Gb	Ex db eb ib op is IIC T4 Gb	Ex db eb ib op is IIC T4 Gb
IECEX dust explosion protection	Ex tb op is IIIC T100 °C Db	Ex tb op is IIIC T100 °C Db	Ex tb op is IIIC T100 °C Db
ATEX gas explosion protection	⊕ II 2 G Ex db eb ib op is IIC T4 Gb	⊕ II 2 G Ex db eb ib op is IIC T4 Gb	⊕ II 2 G Ex db eb ib op is IIC T4 Gb
ATEX dust explosion protection	⊕ II 2 D Ex tb op is IIIC T100 °C Db	⊕ II 2 D Ex tb op is IIIC T100 °C Db	⊕ II 2 D Ex tb op is IIIC T100 °C Db
Certificates	ATEX (IBE), Brazil (ULB), China (NEPSI), IECEX (IBE), Polen (CNBOP)	ATEX (IBE), Brazil (ULB), China (NEPSI), IECEX (IBE), Polen (CNBOP)	ATEX (IBE), Brazil (ULB), China (NEPSI), IECEX (IBE), Polen (CNBOP)
Ship approval	DNVGL	DNVGL	DNVGL
Declaration of conformity	ATEX (EUK), Declaration of Conformity (AUS)	ATEX (EUK), Declaration of Conformity (AUS)	ATEX (EUK), Declaration of Conformity (AUS)
Electrical Data			
Frequency range	50 – 60 Hz	50 – 60 Hz	50 Hz
AC operating voltage	100 to 240 V	100 to 240 V	220 to 240 V
DC operating voltage	100 to 250 V	100 to 250 V	194 to 250 V
Ambient Conditions			
Ambient temperature	-40 °C ... +50 °C Note: Through wiring Max. 3x16 A -40 °C ... +60 °C Note: Through wiring 2 Max. 3x10 A	-40 °C ... +50 °C Note: Through wiring Max. 3x16 A -40 °C ... +60 °C Note: Through wiring 2 Max. 3x10 A	-30 °C ... +50 °C Note: Through wiring Max. 3x16 A -30 °C ... +60 °C Note: Through wiring 2 Max. 3x10 A
Lighting Data			
Lamp	LED	LED	LED
Colour temperature	5000 K	5000 K	5000 K
Colour rendering	≥ 80	≥ 80	≥ 80
Light colour	Cool white	Cool white	Cool white
Mechanical Data			
IP degree of protection (IEC 60598)	IP66 / IP67	IP66 / IP67	IP66 / IP67
Silicone-free content	Without influence on paint wetting	Without influence on paint wetting	Without influence on paint wetting
Class	I	I	I
Enclosure material	Thermoset	Thermoset	Thermoset
Cover material	Polycarbonate	Polycarbonate	Polycarbonate
Sealing material	Silicone	Silicone	Silicone
Installed terminal strip	PE + N + L1 + L2 + L3	PE + N + L1 + L2 + L3 + D1+D2	PE + N- + L+ + L" + N"

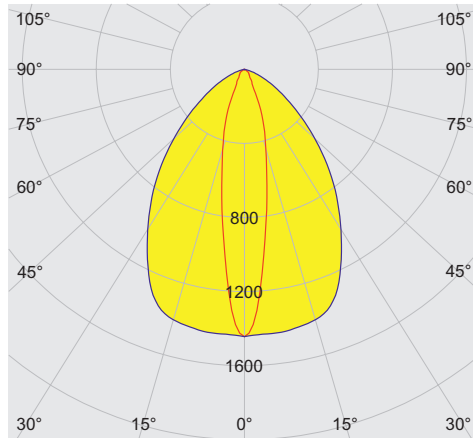
Technical Data			
Variant	Control interface: without	Control interface: DALI	Control interface: internal address modul
Mechanical Data			
Max. solid connection terminals	6 mm ²	6 mm ²	6 mm ²
Max. finely stranded connection terminals	4 mm ²	4 mm ²	4 mm ²
Type of connection cable	Finely stranded Solid	Finely stranded Solid	Finely stranded Solid
Impact strength (IEC 62262)	IK08	IK08	IK08
Enclosure colour	Light grey (RAL 7035)	Light grey (RAL 7035)	Light grey (RAL 7035)
Disconnection of the luminaire	No	No	No
Components			
Threaded plate	Plastic	Plastic	Plastic
Ballast	6045/311-840-20 AC/DC standard	6045/311-841-20 AC/DC DALI	6045/312-842-20 AC/DC int. ADR
Through wiring	Loop in/loop out	Loop in/loop out	Loop in/loop out
Drilled holes	3 x M25	3 x M25	3 x M25
Cable glands and entries	2 x M25 Ø 7 ... 17 mm	2 x M25 Ø 7 ... 17 mm	2 x M25 Ø 7 ... 17 mm
Stopping plugs	2 x M25 x 1.5	2 x M25 x 1.5	2 x M25 x 1.5
Stopping plug material	Polyamide, black	Polyamide, black	Polyamide, black
Accessories	Provided	Provided	Provided

Light Distribution Curves – Subject to Alterations



cd/klm $\eta = 99\%$
— C0 - C180 — C90 - C270

With diffusor

















cd/klm $\eta = 98\%$
— C0 - C180 — C90 - C270



Without diffusor

Accessories

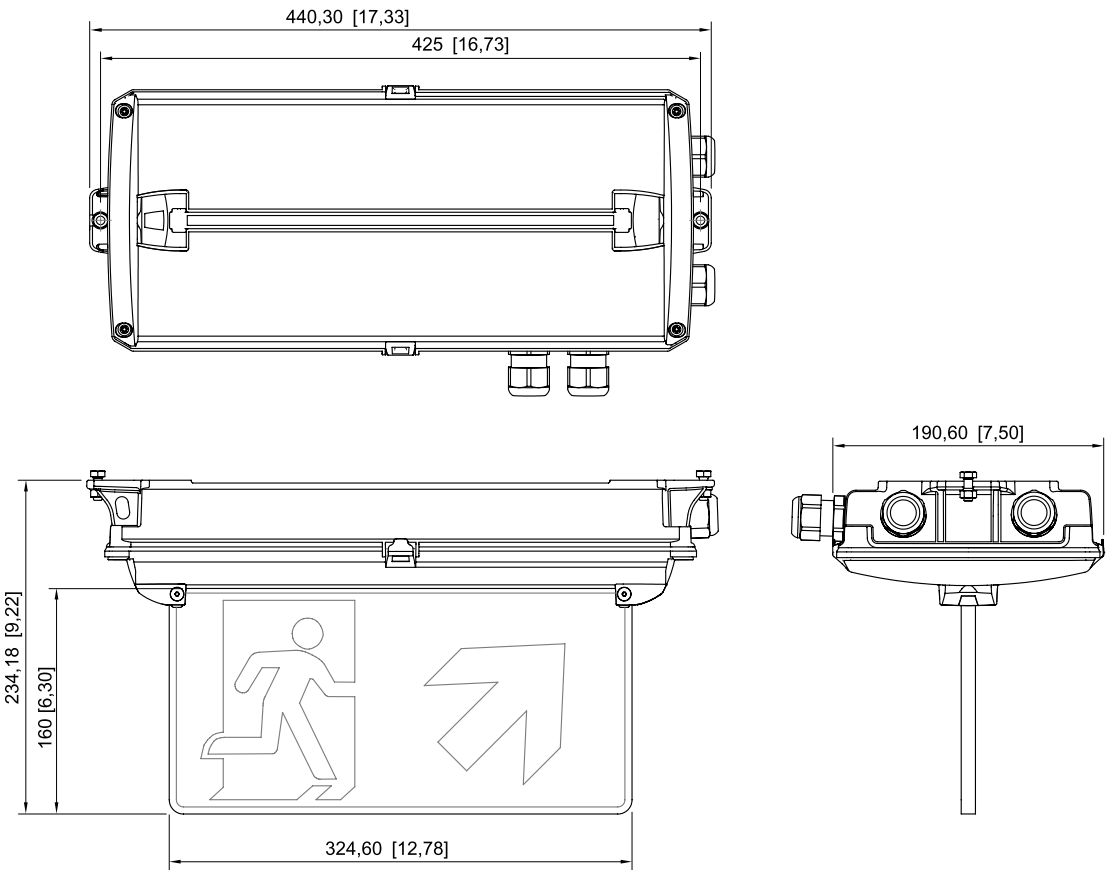
Figure	Description	Art. No.	Weight
Fastening set			
	for wall mounting	275408	400 g
	for chain/rope assembly	275407	100 g

Accessories

Figure	Description	Art. No.	Weight
Light panel			
	Escape route, down	274776	625 g
	Escape route, up	274758	625 g
	Escape route, down double-sided	274780	625 g
	Escape route, left	274757	625 g
	Escape route, right	274775	625 g
	Escape route left/right double-sided	274773	625 g
	Escape route stairs, down left	274777	625 g
	Escape route stairs, down right	274778	625 g
	Escape route stairs, down double-sided	274779	625 g
	Escape route stairs, up left	274759	625 g
	Escape route stairs, up right	274760	625 g
	Escape route stairs, up double-sided	274771	625 g
	Escape route, up double-sided	274772	625 g
	EXIT	275514	625 g

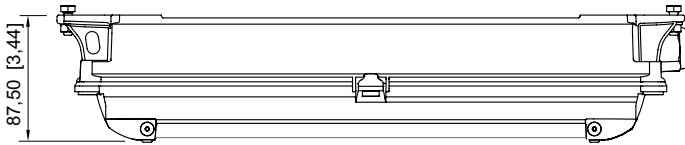
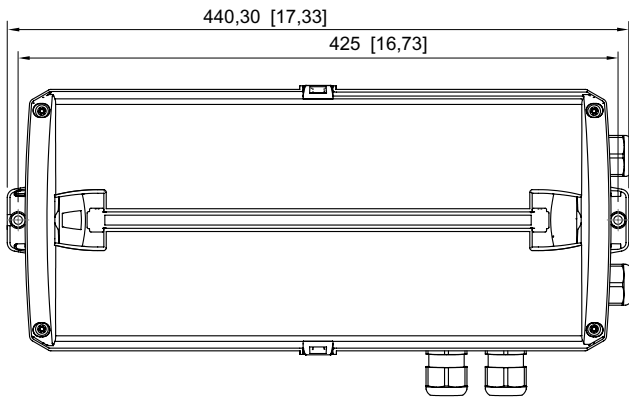
Spare Parts			
Figure	Description	Art. No.	Weight
Optic			
	Diffuser	274756	25 g
	Deflection optics	274781	270 g

Dimensional Drawings (All Dimensions in mm [inches]) – Subject to Alterations

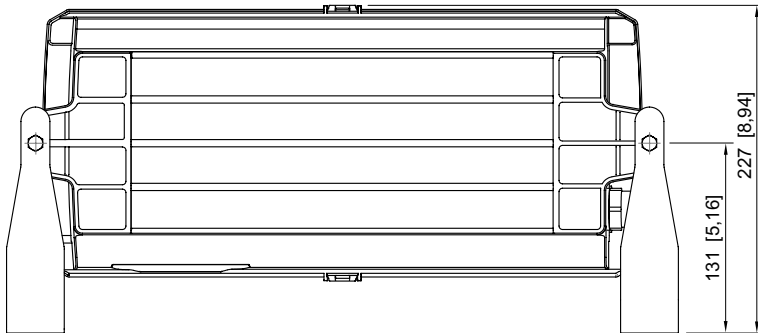
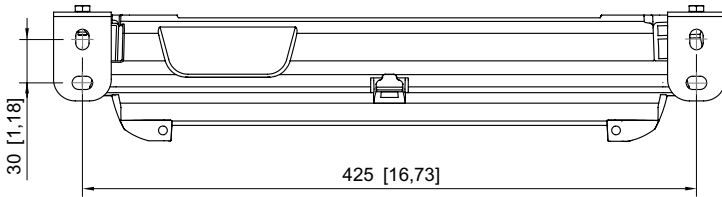
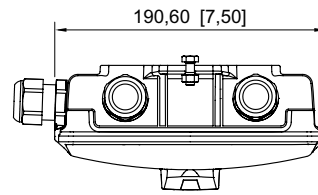


with escape sign

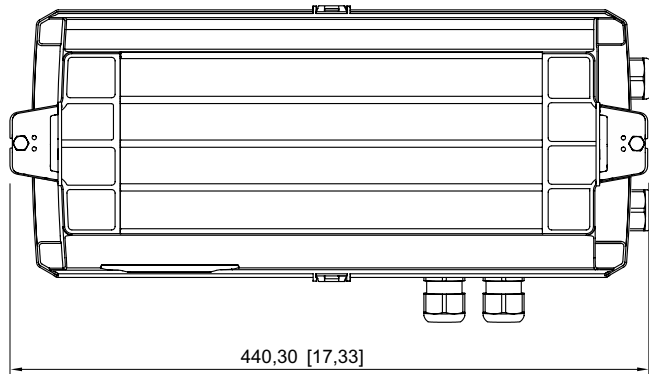
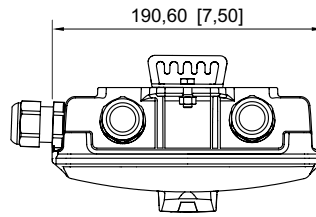
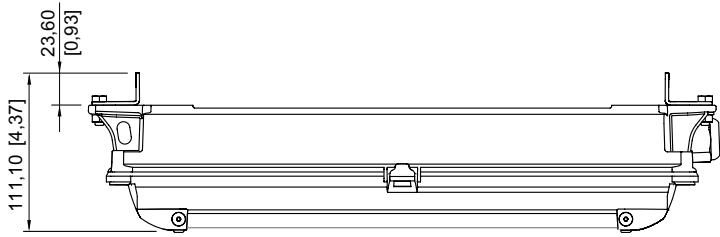
E2



without escape sign



with mounting brackets



for rope/chain mounting