

Load disconnect switches and motor starters



Load disconnect switch

15 A, non-fused

7150/5-V11-E01-00-0000-0 Art. No. 286419



- 3-pole horsepower (hp) rated switch
- Suitable for voltages up to 600 V AC/240 V DC – limitations may apply
- Robust, lockable rotary actuator
- Lightweight construction
- Stainless steel 1.4404 (AISI 316L), brush finished
- Suitable for low ambient temperatures
- Enclosure type 3, 4, 4X, IP66
- No conduit seal required
- Class I, Div. 2/AEx Zone 2

MY R. STAHL 7150A



Our switches are designed specifically for hazardous areas and harsh environments and have a corrosion-resistant enclosure and a wide temperature range. Ideal for installation in the immediate vicinity of field devices such as panels, motors, skids or machines. No matter whether these are disconnectors which fully interrupt the power supply during service or maintenance work, or change-over switches which ensure a continuous power supply to important devices, our solutions offer unsurpassed reliability. Our standard solutions do not have pre-installed inputs, giving users the flexibility to adapt their own inputs depending on size, location and type. They are designed to withstand challenging conditions while ensuring safety and ease of use in a range of applications.

Technical Data

Explosion Protection

Area of application	Canada USA
FMus certificate	FM17US0039X
cFM certificate	FM17CA0023X
Marking FMus	Class I, Div. 2, Groups A,B,C,D; T5; Enclosure Type 3, 4, 4X
Marking cFM	Class I, Div. 2, Groups A,B,C,D; T5; Enclosure Type 3, 4, 4X
Marking cFM note	Zone 2 IIC according to Canadian Electrical Code Table 18
Certificates	Canada (FM), USA (FM)

Electrical Data

Rated operational voltage AC	600 V
Rated operational voltage DC 1-pole	60 V
Rated operational voltage DC 2-pole	125 V
Rated operational current	15 A
Nominal power	10 hp
Nominal power note	Nominal power (hp) in relation to rated operating voltage 480 V AC
Auxiliary contact NC	without
Auxiliary contact NO	without
Short circuit protection (sym RMS)	10 kA
Additional short-circuit protection	Additional fuse necessary
Short-circuit protection note	Required back-up fuse in the electrical circuit
Frequency range	50 – 60 Hz

Load disconnect switches and motor starters



Load disconnect switch

15 A, non-fused

7150/5-V11-E01-00-0000-0 Art. No. 286419

Auxiliary Power

Nominal voltage 480 V AC

Ambient Conditions

Ambient temperature -50°C ... +55°C

Ambient temperature -58°F ... +131°F

Mechanical Data

Degree of protection (IP) IP66

Enclosure type (UL50 & UL50E) 3, 4, 4X

Enclosure material Stainless steel 1.4404, (AISI 316L), brush finished

Additional terminal without

Connection cross section, stranded min. 14 AWG

Connection cross section, stranded max. 8 AWG

Construction type Standard

Width 176.5 mm

Width, inches 6.95 in

Height 236.5 mm

Height in inches 9.31 in

Depth 190 mm

Depth in inches 7.48 in

Service life, min. 10⁵ operating cycles

Handle colour Black

Protective collar colour Black

Seal Silicone, foamed

Lockable in Three times in 0 position

Detailed number of poles 3-pole + N

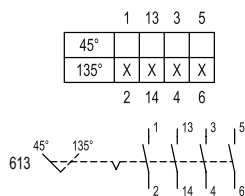
Weight 5.44 kg

Weight 12 lb

Components

Entries without

Technical Drawings – Subject to Alterations



Switching arrangement 8008/2-613

Load disconnect switches and motor starters

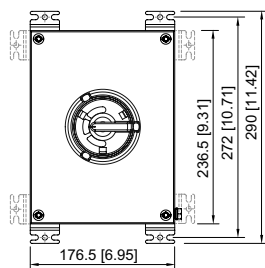
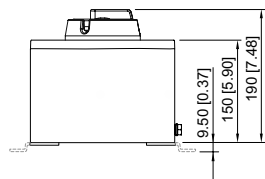


Load disconnect switch

15 A, non-fused

7150/5-V11-E01-00-0000-0 Art. No. 286419

Dimensional Drawings (All Dimensions in mm [inches]) – Subject to Alterations



7150/5-V11-E01-00-0000-0
7150/5-V11-E03-00-0000-0
7150/5-V11-E04-00-0000-0
8150/5-V11-E01-00-0000-0
8150/5-V11-E02-00-0000-0
8150/5-V11-E03-00-0000-0
8150/5-V11-E04-00-0000-0

Accessories

Ex e cable glands for MC, MC-HL, combined and "TECK" armoring Series TMC

Art. No.

Load disconnect switches and motor starters



Load disconnect switch

15 A, non-fused

7150/5-V11-E01-00-0000-0 Art. No. 286419

	Thread size: NPT1/2 Clamping range: 8.7 ... 12.7 mm Clamping range inch: 0.34 ... 0.5 in Nickel-plated brass	254316
	Thread size: NPT1/2 Clamping range: 13 ... 17 mm Clamping range inch: 0.51 ... 0.67 in Nickel-plated brass	254317
	Thread size: NPT3/4 Clamping range: 15 ... 23.3 mm Clamping range inch: 0.59 ... 0.92 in Nickel-plated brass	106090
	Thread size: NPT1 Clamping range: 19.8 ... 29.2 mm Clamping range inch: 0.78 ... 1.15 in Nickel-plated brass	106091
	Thread size: NPT1-1/4 Clamping range: 27.5 ... 35.2 mm Clamping range inch: 1.08 ... 1.39 in Nickel-plated brass	254320
	Thread size: NPT1-1/2 Clamping range: 33.5 ... 41.1 mm Clamping range inch: 1.32 ... 1.62 in Nickel-plated brass	254321
	Thread size: NPT2 Clamping range: 38.3 ... 47.1 mm Clamping range inch: 1.51 ... 1.85 in Nickel-plated brass	254322
	Thread size: NPT2 Clamping range: 45 ... 53 mm Clamping range inch: 1.77 ... 2.09 in Nickel-plated brass	254323
	Thread size: NPT2-1/2 Clamping range: 52.1 ... 58.9 mm Clamping range inch: 2.05 ... 2.32 in Nickel-plated brass	254324
	Thread size: NPT2-1/2 Clamping range: 57.1 ... 64.6 mm Clamping range inch: 2.25 ... 2.54 in Nickel-plated brass	254325
	Thread size: NPT3 Clamping range: 64.6 ... 75.3 mm Clamping range inch: 2.54 ... 2.96 in Nickel-plated brass	254326
	Thread size: NPT3-1/2 Clamping range: 74 ... 88.5 mm Clamping range inch: 2.91 ... 3.48 in Nickel-plated brass	254327

Load disconnect switches and motor starters



Load disconnect switch

15 A, non-fused

7150/5-V11-E01-00-0000-0 Art. No. 286419

Metal Ex e conduit hubs Series 8166

Art. No.

	Thread size: NPT1/2 Typ: 8166/11-01-NE	139082
	Thread size: NPT3/4 Typ: 8166/11-02-NE	139083
	Thread size: NPT1 Typ: 8166/11-03-NE	139084
	Thread size: NPT1-1/4 Typ: 8166/11-04-NE	139085
	Thread size: NPT1-1/2 Typ: 8166/11-05-NE	139086
	Thread size: NPT2 Typ: 8166/11-06-NE	139087
	Thread size: NPT2-1/2 Typ: 8166/11-07-NE	139088

Auxiliary contact


Art. No.

	Note: The auxiliary contacts can only be retrofitted for 40 A, 63 A and 80 A versions. For all other versions, the auxiliary contact must be ordered separately when placing the order. Retrofitting is not possible for this.	
---	--	--

Spare Parts

Load disconnect switch

Art. No.

	15 A and 16 A No. of poles: 4 Type: 8008/2-613 Load disconnect switch	128614
--	--	--------

We reserve the right to make alterations to the technical data, dimensions, weights, designs and products available without notice. The illustrations cannot be considered binding.