

Load disconnect switches and motor starters



Load disconnect switch

100 A, non-fused

8150/5-V11-D32-00-0000-0 Art. No. 286724



- 3-pole horsepower (hp) rated switch
- Non-fused
- Suitable for voltages up to 600 V AC/240 V DC – limitations may apply
- Robust, lockable rotary actuator
- Lightweight construction
- Stainless steel 1.4404 (AISI 316L), brush finished
- Suitable for low ambient temperatures
- Enclosure type 3, 4, 4X, IP66
- No conduit seal required
- Quad certified

MY R. STAHL 8150Q



Our switches are specifically engineered for hazardous locations and harsh environments with a corrosion resistant enclosure and wide temperature range. Ideal for close proximity installation of field equipment such as control panels, motors, skids or machinery. Whether the requirement is for disconnect switches to completely de-energize for service or maintenance tasks, or transfer switches to ensure continuous power supply to essential equipment, our solutions offer unmatched reliability. With our standard solutions, entries are not pre-installed, providing users with the flexibility to customized their own entries based on size, location and type. Built to withstand demanding conditions while ensuring safety and ease of use in various applications.

Technical Data

Explosion Protection

| | |
|---------------------------------|-----------------------------------------------------------------------------------------------------------------------------------------|
| Area of application | European Union (ATEX) Canada IECEX USA |
| Application range (zones) | 1, 2 |
| IECEX gas certificate | IECEX PTB 06.0090 |
| IECEX gas certificate | IECEX PTB 06.0090 |
| IECEX gas explosion protection | Ex db eb IIC T5 Gb |
| IECEX dust certificate | IECEX PTB 06.0090 |
| IECEX dust explosion protection | Ex tb IIIC T95 °C Db |
| ATEX gas certificate | PTB 01 ATEX 1024 |
| ATEX gas certificate | PTB 01 ATEX 1024 |
| ATEX gas explosion protection | ⊕ II 2 G Ex db eb IIC T5 Gb |
| ATEX dust certificate | PTB 01 ATEX 1024 |
| ATEX dust explosion protection | ⊕ II 2 D Ex tb IIIC T95 °C Db |
| FMus certificate | FM17US0039X |
| cFM certificate | FM17CA0023X |
| Marking FMus | Class I, Div. 2, Groups A,B,C,D; Class II, III, Div. 1, Groups E,F,G, T4; Zone 1, AEx db eb IIC T4 Gb; Enclosure Type 3, 4, 4X |
| Marking cFM | Ex db eb IIC Gb; Class I, Div. 2, Groups A,B,C,D; Class II, III, Div. 1, Groups E,F,G, T4; Enclosure Type 3, 4, 4X |

Load disconnect switches and motor starters



Load disconnect switch

100 A, non-fused

8150/5-V11-D32-00-0000-0 Art. No. 286724

Explosion Protection

| | |
|------------------|-----------------------------------------------------------|
| Marking cFM note | Zone 2 IIC according to Canadian Electrical Code Table 18 |
| Certificates | ATEX (PTB), Canada (FM), IECEx (PTB), USA (FM) |

Electrical Data

| | |
|-------------------------------------|--------------------------------------------------------------------|
| Rated operational voltage AC | 600 V |
| Rated operational voltage DC 1-pole | 60 V |
| Rated operational voltage DC 2-pole | 125 V |
| Rated operational voltage DC 3-pole | 240 V |
| Rated operational current | 100 A |
| Nominal power | 75 hp |
| Nominal power note | Nominal power (hp) in relation to rated operating voltage 480 V AC |
| Auxiliary contact NC | without |
| Auxiliary contact NO | without |
| Short circuit protection (sym RMS) | 25 kA |
| Additional short-circuit protection | Additional fuse necessary |
| Short-circuit protection note | Required back-up fuse in the electrical circuit |
| Frequency range | 50 – 60 Hz |

Auxiliary Power

| | |
|-----------------|----------|
| Nominal voltage | 480 V AC |
|-----------------|----------|

Ambient Conditions

| | |
|---------------------|------------------|
| Ambient temperature | -50°C ... +55°C |
| Ambient temperature | -58°F ... +131°F |

Mechanical Data

| | |
|-----------------------------------------|-----------------------------------------------------|
| Degree of protection (IP) | IP66 |
| Enclosure type (UL50 & UL50E) | 3, 4, 4X |
| Enclosure material | Stainless steel 1.4404, (AISI 316L), brush finished |
| Additional terminal | without |
| Connection cross section, stranded min. | 10 AWG |
| Connection cross section, stranded max. | 300 kcmil |
| Construction type | Standard |
| Width | 360 mm |
| Width, inches | 14.17 in |
| Height | 727 mm |
| Height in inches | 28.62 in |
| Depth | 243 mm |
| Depth in inches | 9.57 in |
| Service life, min. | 10 ⁹ operating cycles |
| Handle colour | Black |
| Protective collar colour | Black |
| Seal | Silicone, foamed |
| Lockable in | Three times in 0 position |
| Detailed number of poles | 3-pole |
| Weight | 26.3 kg |
| Weight | 58 lb |

Components

| | |
|---------|---------|
| Entries | without |
|---------|---------|

Load disconnect switches and motor starters

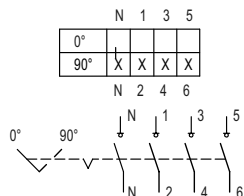


Load disconnect switch

100 A, non-fused

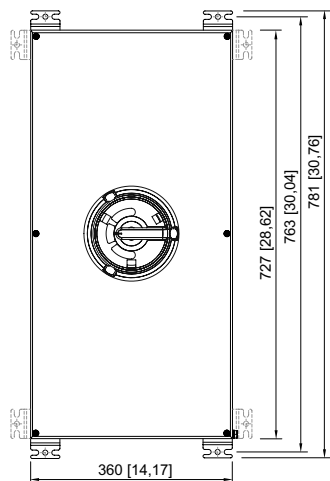
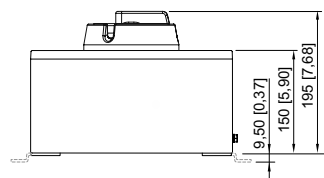
8150/5-V11-D32-00-0000-0 Art. No. 286724

Technical Drawings – Subject to Alterations



Switching arrangement 8544/1-4 and 8549/1-4

Dimensional Drawings (All Dimensions in mm [inches]) – Subject to Alterations



7150/5-V11-D08-00-0000-0
7150/5-V11-D09-00-0000-0
7150/5-V11-D32-00-0000-0
8150/5-V11-D08-00-0000-0
8150/5-V11-D09-00-0000-0
8150/5-V11-D32-00-0000-0

Accessories

Ex e cable glands for MC, MC-HL, combined and "TECK" armoring Series TMC

Art. No.

Load disconnect switches and motor starters



Load disconnect switch

100 A, non-fused

8150/5-V11-D32-00-0000-0 Art. No. 286724



| | |
|---------------------------------------------------------------------------------------------------------------------------|--------|
| Thread size: NPT1/2 Clamping range: 8.7 ... 12.7 mm Clamping range inch: 0.34 ... 0.5 in Nickel-plated brass | 254316 |
| Thread size: NPT1/2 Clamping range: 13 ... 17 mm Clamping range inch: 0.51 ... 0.67 in Nickel-plated brass | 254317 |
| Thread size: NPT3/4 Clamping range: 15 ... 23.3 mm Clamping range inch: 0.59 ... 0.92 in Nickel-plated brass | 106090 |
| Thread size: NPT1 Clamping range: 19.8 ... 29.2 mm Clamping range inch: 0.78 ... 1.15 in Nickel-plated brass | 106091 |
| Thread size: NPT1-1/4 Clamping range: 27.5 ... 35.2 mm Clamping range inch: 1.08 ... 1.39 in Nickel-plated brass | 254320 |
| Thread size: NPT1-1/2 Clamping range: 33.5 ... 41.1 mm Clamping range inch: 1.32 ... 1.62 in Nickel-plated brass | 254321 |
| Thread size: NPT2 Clamping range: 38.3 ... 47.1 mm Clamping range inch: 1.51 ... 1.85 in Nickel-plated brass | 254322 |
| Thread size: NPT2 Clamping range: 45 ... 53 mm Clamping range inch: 1.77 ... 2.09 in Nickel-plated brass | 254323 |
| Thread size: NPT2-1/2 Clamping range: 52.1 ... 58.9 mm Clamping range inch: 2.05 ... 2.32 in Nickel-plated brass | 254324 |
| Thread size: NPT2-1/2 Clamping range: 57.1 ... 64.6 mm Clamping range inch: 2.25 ... 2.54 in Nickel-plated brass | 254325 |
| Thread size: NPT3 Clamping range: 64.6 ... 75.3 mm Clamping range inch: 2.54 ... 2.96 in Nickel-plated brass | 254326 |
| Thread size: NPT3-1/2 Clamping range: 74 ... 88.5 mm Clamping range inch: 2.91 ... 3.48 in Nickel-plated brass | 254327 |

Load disconnect switches and motor starters



Load disconnect switch

100 A, non-fused

8150/5-V11-D32-00-0000-0 Art. No. 286724


Metal Ex e conduit hubs Series 8166

Art. No.

| | | |
|----------------------------------------------------------------------------------|---------------------------------------------|--------|
|  | Thread size: NPT1/2 Typ: 8166/11-01-NE | 139082 |
| | Thread size: NPT3/4 Typ: 8166/11-02-NE | 139083 |
| | Thread size: NPT1 Typ: 8166/11-03-NE | 139084 |
| | Thread size: NPT1-1/4 Typ: 8166/11-04-NE | 139085 |
| | Thread size: NPT1-1/2 Typ: 8166/11-05-NE | 139086 |
| | Thread size: NPT2 Typ: 8166/11-06-NE | 139087 |
| | Thread size: NPT2-1/2 Typ: 8166/11-07-NE | 139088 |

Auxiliary contact


Art. No.

| | | |
|-----------------------------------------------------------------------------------|--------------------------------------------------------------------------------------------------------------------------------------------------------------------------------------------------------------------------------|--|
|  | Note: The auxiliary contacts can only be retrofitted for 40 A, 63 A and 80 A versions. For all other versions, the auxiliary contact must be ordered separately when placing the order. Retrofitting is not possible for this. | |
|-----------------------------------------------------------------------------------|--------------------------------------------------------------------------------------------------------------------------------------------------------------------------------------------------------------------------------|--|

Spare Parts

Load/motor switch / Load disconnect switch

Art. No.

| | | |
|------------------------------------------------------------------------------------|--------------------------------------------------------------------------------------------------------------|--------|
|  | 100 A, 125 A and 150 A No. of poles: 3 P Type: 8549/1-32 Load/motor switch / Load disconnect switch | 171181 |
|------------------------------------------------------------------------------------|--------------------------------------------------------------------------------------------------------------|--------|

We reserve the right to make alterations to the technical data, dimensions, weights, designs and products available without notice. The illustrations cannot be considered binding.