

6102/111-0110-170-0111-13-1850-A1 Art. No. 287781



- Suitable for wall, ceiling and suspended mounting
- With either DALI or address module
- Emergency exit signs with suspended panel so that they can be read from both sides
- Large recognition range $d \geq 30$ m
- Lightweight, robust and compact design

MY R. STAHL 6102A



The Series C-LUX 6102 compact light fittings can be used for normal lighting or as emergency luminaires in conjunction with emergency exit signs and/or an address module for use in central battery systems.

Technical Data

Explosion Protection

Area of application	European Union (ATEX) IECEX
Ex version	Yes
Application range (zones)	1, 2, 21, 22
IECEX gas explosion protection	Ex db eb ib op is IIC T4 Gb
IECEX dust explosion protection	Ex tb op is IIIC T100 °C Db
ATEX gas explosion protection	⊕ II 2 G Ex db eb ib op is IIC T4 Gb
ATEX dust explosion protection	⊕ II 2 D Ex tb op is IIIC T100 °C Db
Certificates and approvals	ATEX IECEX UKEX
Certificates	ATEX (IBE), IECEX (IBE), Polen (CNBOP)
Declaration of conformity	ATEX (EUK)

Electrical Data

Frequency range	50 – 60 Hz
LED service life	L90B50 \geq 100 h
AC operating voltage	100 ... 240 V
DC operating voltage	100 ... 250 V
Control interface	DALI

Lighting Data

Lamp	LED
Luminous flux	0 lm

Ambient Conditions

Ambient temperature	-40 °C ... +50 °C Note: Through wiring Max. 3x16 A -40 °C ... +60 °C Note: Through wiring 2 Max. 3x10 A
---------------------	--

Mechanical Data

IP degree of protection (IEC 60598)	IP66 / IP67
Class	I

6102/111-0110-170-0111-13-1850-A1 Art. No. 287781

Mechanical Data

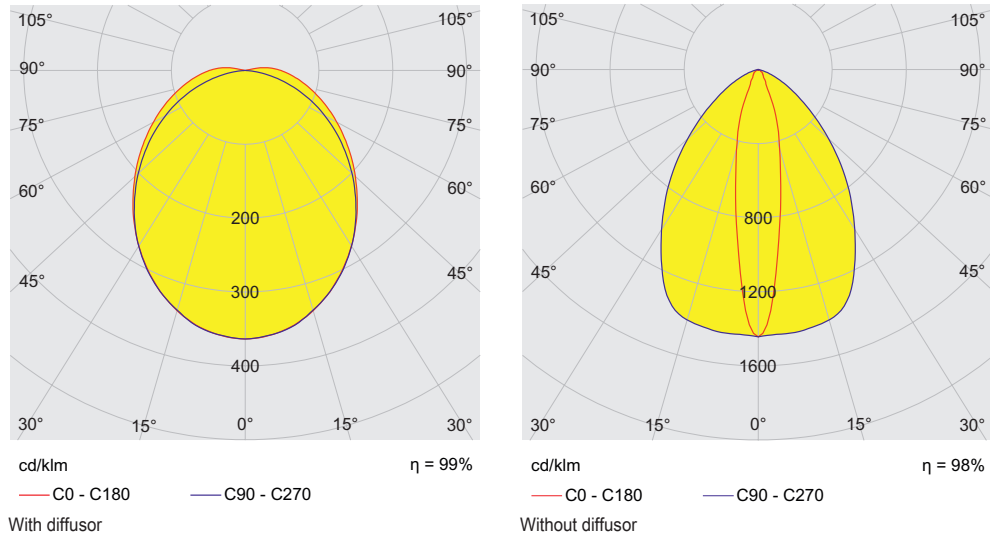
Enclosure material	Thermoset
Enclosure colour	Light grey (RAL 7035)
Cover material	Polycarbonate
Sealing material	Silicone
Silicone-free content	Without influence on paint wetting
Pane material	PMMA
Installed terminal strip	PE+N+L1+L2+L3+DA+DA
Max. solid connection terminals	6 mm ²
Max. finely stranded connection terminals	4 mm ²
Type of connection cable	Finely stranded Solid
Size	1
Width	185 mm
Height	240 mm
Length	440 mm
Impact strength (IEC 62262)	IK08
Disconnection of the luminaire	No
Weight	3.57 kg
Weight	7.87 lb

Components

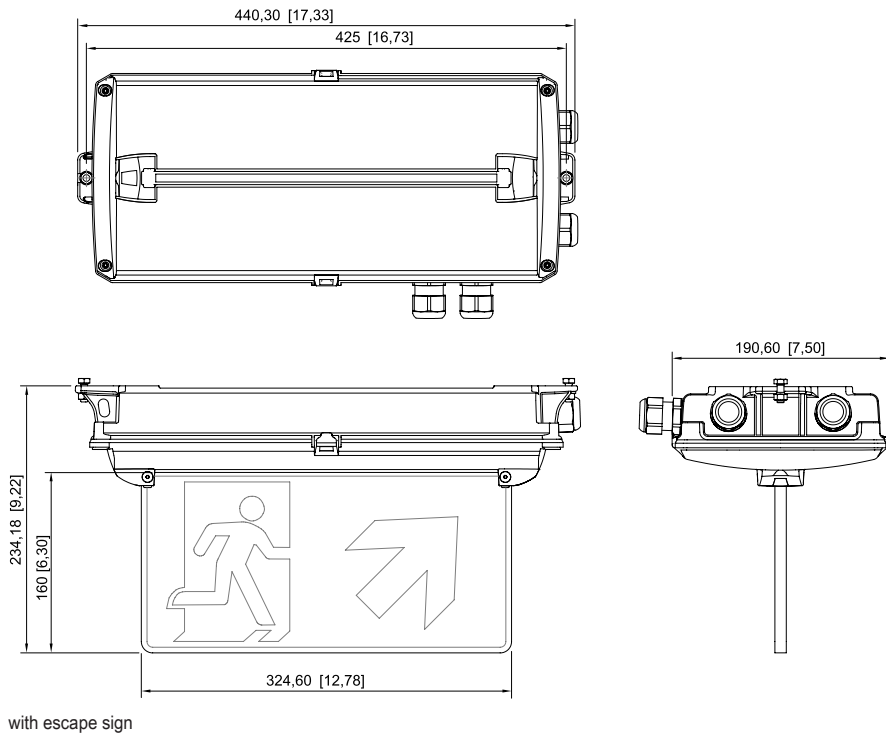
Variant	Escape route to the right Single-sided
Threaded plate	Plastic
Ballast	6045/311-841-20 AC/DC DALI
Through wiring	Loop in/loop out
Drilled holes	3 x M25
Cable glands and entries	2 x M25 Ø 7 ... 17 mm
Stopping plugs	2 x M25 x 1.5
Stopping plug material	Polyamide, black
Breather	without
Accessories	Provided

6102/111-0110-170-0111-13-1850-A1 Art. No. 287781

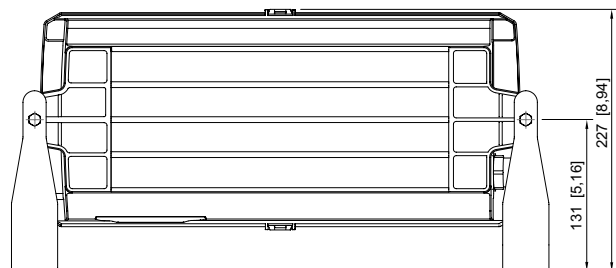
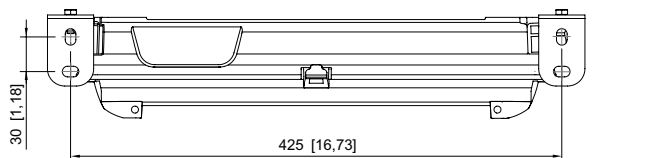
Light Distribution Curves



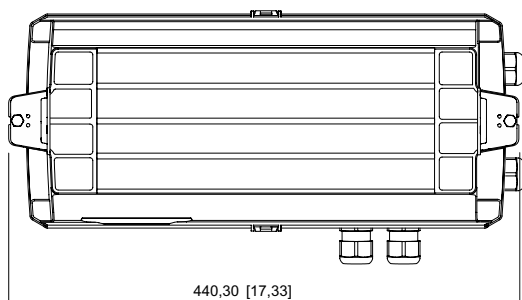
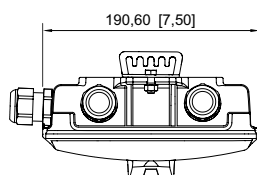
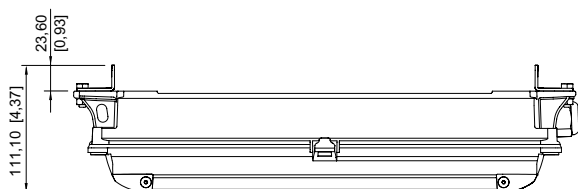
Dimensional Drawings (All Dimensions in mm [inches]) – Subject to Alterations



6102/111-0110-170-0111-13-1850-A1 Art. No. 287781



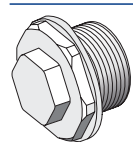
with mounting brackets



for rope/chain mounting

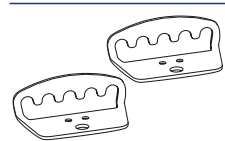
Accessories

Breather



Thread: M20 x 1.5 (1 piece); for installation in light fittings; made from stainless steel; without jam nut	Art. No. 323702
Thread: M25 x 1.5 (1 piece); for installation in light fittings; made from stainless steel; without jam nut	Art. No. 296608

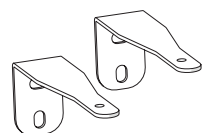
Fastening set



for chain/rope assembly

Art. No.

275407



for wall mounting

275408

6102/111-0110-170-0111-13-1850-A1 Art. No. 287781



Light panel	Art. No.	
	Escape route double sided	275872
	Escape route, down	274776
	Escape route, up	274758
	Escape route, down double-sided	274780
	Escape route, left	274757
	Escape route, right	274775
	Escape route left/right double-sided	274773
	Escape route stairs, down left	274777
	Escape route stairs, down right	274778
	Escape route stairs, down double-sided	274779
	Escape route stairs, up left	274759
	Escape route stairs, up right	274760
	Escape route stairs, up double-sided	274771

Lighting



Compact light fitting Emergency luminaire



6102/111-0110-170-0111-13-1850-A1 Art. No. 287781

Light panel		Art. No.
	Escape route, up double-sided	274772
	EXIT	275514

Spare Parts

Optic		Art. No.
	Diffuser	274756
Diffusing lens		Art. No.
	Deflection optics	274781

We reserve the right to make alterations to the technical data, dimensions, weights, designs and products available without notice. The illustrations cannot be considered binding.