

8118/222-150-0 Art. No. 289874



- Compact, impact-resistant enclosure with increased safety (Ex e) type of protection
- Versions available with integrated metal bracket for optimised installation of metal cable glands
- Pre-installed fixing carrier for WAGO 221 Ex connection terminals
- Simple, fast and safe installation of electrical lines with spring lever technology
- A range of clamping cross-sections from 0.14 to 4 mm<sup>2</sup> can be installed for each connection clamping unit
- Use of core end sleeves not necessary for stranded or finely stranded conductors
- 2-, 3- and 5-way terminal blocks available as accessories

MY R. STAHL 8118D



R. STAHL Series 8118 terminal boxes with WAGO 221 Ex connection terminals are made of glass fibre reinforced polyester resin. They are available in 2 design sizes and can be flexibly equipped with plastic or metal cable glands. They combine the advantages of the simple WAGO 221 connection terminal installation technology with proven R. STAHL enclosures with increased safety (Ex e) type of protection.

### Technical Data

#### Explosion Protection

Area of application	European Union (ATEX) IECEX
Application range (zones)	1
IECEX gas certificate	IECEX PTB 06.0026
IECEX gas explosion protection	Ex ia ib IIC T6 Gb
IECEX dust certificate	IECEX PTB 06.0026
IECEX dust explosion protection	Ex tb IIIC T80 °C Db
ATEX gas certificate	PTB 99 ATEX 3103
ATEX gas explosion protection	⊕ II 2 G Ex ia ib IIC T6 Gb
ATEX dust certificate	PTB 99 ATEX 3103
ATEX dust explosion protection	⊕ II 2 D Ex tb IIIC T80 °C Db
Certificates	ATEX (PTB), Brazil (ULB), China (NEPSI), IECEX (PTB), India (PESO)
Ship approval	DNV
Declaration of conformity	China (CCC)
Explosion protection note	For product label, see area of application.

#### Electrical Data

Rated operational voltage AC	60 V
------------------------------	------

#### Ambient Conditions

Ambient temperature	-55 °C ... +75 °C (T6)
Ambient temperature	-40°F ... +167°F (T6)

#### Mechanical Data

IP degree of protection (IEC 60529)	IP66
Enclosure material	Polyester resin, Glass fibre reinforced
Enclosure colour	Dark grey

8118/222-150-0 Art. No. 289874

### Mechanical Data

Flammability according to	IEC/EN 60695 UL 94 ASTM D635
Silicone-free	No
Connection cross-section	4 mm <sup>2</sup>
Cover	Screw-on cover
Cover fixing type	M4 stainless steel screws, With captive screws
Connection cross-section note	Min. clamping range: 0.2 mm <sup>2</sup> (solid, stranded)/0.14 mm <sup>2</sup> (finely stranded). It is possible to connect conductors with different cross sections. Use only in connection with fixing carrier type no. 272625.
Width	115 mm
Width, inches	4.53 in
Height	115 mm
Height in inches	4.53 in
Depth	64 mm
Depth in inches	2.52 in
Packaging unit	1
Weight	500 g
Weight	1.1 lb

### Mounting / Installation

Tightening torque of cover screw 1	1.4 Nm
Tightening torque of cover screw 1 lbf in	12.4 lbf in

### Components

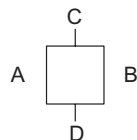
Entry 1	2 x 8161/8-M20-1304-LT with plug
Entry 1 type	Polyamide cable gland, blue
Entry 1	M20 x 1.5
Entry 1 clamping range	4 – 13 mm
Entry 1 clamping range, inch	0.16 – 0.51 in
Metal entry possible 1	No
Entries installation options/side	(50) size 2: 2x M20 (C+D)
Terminal rail	35 x 100 mm (1x)
Terminal rail	1,38 x 3,94 " (1x)
Type of terminals 1	1 x WAGO 221-482 2 conductor 4 mm <sup>2</sup> , light grey
Note connection terminal	The connection terminals must be fixed to the fixing carrier. Maximum equipping per fixing carrier: (Max. ten clamping units per fixing carrier) 5 x 2-wire connection terminals (275 V), 4 x 2-wire connection terminals (440 V), 3 x 3-wire connection terminals (440 V), 2 x 5-wire connection terminals (440 V). At a rated operational voltage > 275 V, a slot between the each of the connection terminals must remain free. This means that the maximum equipping is reduced to 4 x 2-wire connection terminals per fixing carrier. Number of fixing carriers: max. 3 pieces for enclosure size 8118/.2 max. 5 pieces for enclosure size 8118/.3

8118/222-150-0 Art. No. 289874

### Components

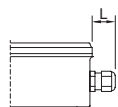
Note mounting carriers	A mounting foot must be installed between the fixing carriers in order to maintain the creepage distances and clearances for 440 V.
------------------------	---

### Technical Drawings – Subject to Alterations



"—" = marking for mounting options

### Dimensional Drawings (All Dimensions in mm [inches]) – Subject to Alterations



Length L  
 Projection dimension for cable gland of Series 8161:  
 For M20: 25 to 31 [0.98 to 1.22]  
 For M25: 27 to 33 [1.06 to 1.3]  
 For M32: 32 to 39 [1.26 to 1.54]  
 Projection dimension for cable gland with strain relief  
 of Series HSK-K-MZ  
 For M25: 41 [1.61]

### Accessories

#### Connection terminal

		Art. No.
	WAGO 221-482 for 2 x 0.2 to 4 mm <sup>2</sup> Batch size 100 pieces	272622
	WAGO 221-483 for 3 x 0.2 to 4 mm <sup>2</sup> Batch size 50 pieces	272623
	WAGO 221-485 for 5 x 0.2 to 4 mm <sup>2</sup> Batch size 25 pieces	272624

#### Connection terminal set

		Art. No.
	WAGO 221 installation set Contains 2 x fixing carrier 221-501 for 4 mm <sup>2</sup> 2 x mounting foot 209-120, 6.4 mm 4 x connection terminal 221-482 for 2 x 0.2 to 4 mm <sup>2</sup> 6 x connection terminal 221-483 for 3 x 0.2 to 4 mm <sup>2</sup> 5 x connection terminal 221-485 for 5 x 0.2 to 4 mm <sup>2</sup>	288873

#### Fixing carrier




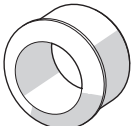
		Art. No.
	WAGO 221-501 for 4 mm <sup>2</sup> Batch size ten pieces	272625

# Installation equipment

## Ex i terminal box



8118/222-150-0 Art. No. 289874

	WAGO 221-501 for 4 mm <sup>2</sup> , blue	289956
<b>Mounting foot</b>		<b>Art. No.</b>
	WAGO 209-120; 6.4 mm Batch size 25 pieces	272626
<b>Plastic cable gland</b>		<b>Art. No.</b>
	8161/8-M20-1307-LT, Ex i Plastic, M20 x 1.5, cable outer diameter 7 to 13 mm Lot size 50 pieces	239212
<b>Reduction sealing insert (standard), EPDM (-40 to +75 °C) For cable glands</b>		<b>Art. No.</b>
	Connection thread: M20 x 1.5    Batch size: 50 Clamping range: 4 to 8 mm	239446

We reserve the right to make alterations to the technical data, dimensions, weights, designs and products available without notice. The illustrations cannot be considered binding.