

8008/2-1126 Art. No. 128416



- 2-, 3- or 4-pole control switch: 3-pole load disconnect switch with one auxiliary contact
- Suitable for EMERGENCY STOP functions (according to IEC/EN 60204, DIN VDE 0113)
- Latching and spring return positions possible

MY R. STAHL 8008A



R. STAHL Series 8008 control switches are available as 2-, 3- or 4-pole control switches or 3-pole load disconnect switches with one auxiliary contact. Their positive opening NC contacts also make them suitable for EMERGENCY STOP functions. You can choose the switching function and perform it in the latching or spring return position.

Technical Data

Explosion Protection	
Application range (zones)	1, 2
IECEX gas certificate	IECEX PTB 06.0010 U
IECEX gas certificate	IECEX PTB 06.0010 U
IECEX gas explosion protection	Ex db eb IIC T6
ATEX gas certificate	PTB 00 ATEX 1111U
ATEX gas certificate	PTB 00 ATEX 1111U
ATEX gas explosion protection	Ex II 2 G Ex db eb IIC T6
Marking ULus	Class I, Zone 1 AEx db eb IIC T6 Gb Class I, Div. 2, Groups A,B,C,D
Marking cUL	Class I, Zone 1 Ex db eb IIC T6 Gb Class I, Div. 2, Groups A,B,C,D
Certificates	ATEX (PTB), Brazil (ULB), Canada / USA (UL), Canada (UL), China (CQST), IECEX (PTB), Korea (KTL)

Electrical Data	
Rated operational voltage AC	690 V
DC rated operational voltage	230 V
Rated operational voltage AC UL	600 V
Rated operational current for AC	16 A
Rated operational current for DC	0.4 A
Rated operational current UL	6 A
No. of poles	4
Switching angle	45 °

Ambient Conditions	
Ambient temperature	-50 °C ... +60 °C

Mechanical Data	
Degree of protection (IP)	IP00
Enclosure material	Epoxy resin

8008/2-1126 Art. No. 128416

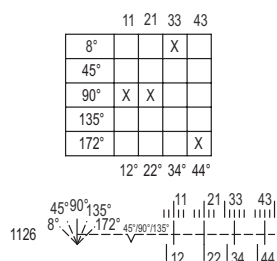
Mechanical Data

Contact material	Silver-nickel
Connection cross-section	2.5 mm ²
Number of switching positions	5
Assembly for switching arrangement	1126
Weight	186 g
Weight	0.41 lb

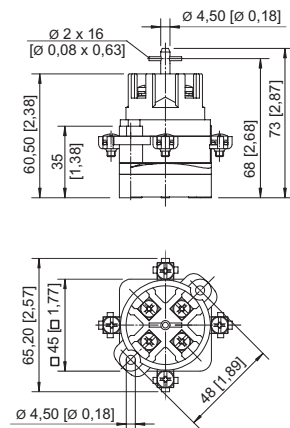
Mounting / Installation

Tightening torque	1.8 Nm
Max. USA solid connection terminals	14 AWG

Technical Drawings – Subject to Alterations



Dimensional Drawings (All Dimensions in mm [inches]) – Subject to Alterations



Accessories


Rotary actuator, small, lockable		Art. No.
	Ø39, can be locked with one lock, 45° position with standard seal for up to -20 °C	227391
	Ø39, can be locked with one lock, 90° position with standard seal for up to -20 °C	227359

Control and signalling devices

Control switch




8008/2-1126 Art. No. 128416

	Diameter 39 mm, lockable using 1 lock, 45° position Seal: Silicone, up to -60 °	227392
--	--	--------

Rotary actuator, small, lockable

ASSY734

Art. No.

	Diameter 39 mm, lockable using 1 lock, 90° position Seal: Silicone, up to -60 °	227360
--	--	--------

We reserve the right to make alterations to the technical data, dimensions, weights, designs and products available without notice. The illustrations cannot be considered binding.