

8008/2-1129 Art. No. 128428



- 2-, 3- or 4-pole control switch: 3-pole load disconnect switch with one auxiliary contact
- Suitable for EMERGENCY STOP functions (according to IEC/EN 60204, DIN VDE 0113)
- Latching and spring return positions possible

### MY R. STAHL 8008A



R. STAHL Series 8008 control switches are available as 2-, 3- or 4-pole control switches or 3-pole load disconnect switches with one auxiliary contact. Their positive opening NC contacts also make them suitable for EMERGENCY STOP functions. You can choose the switching function and perform it in the latching or spring return position.

## Technical Data

| Explosion Protection           |  |
|--------------------------------|--|
| Application range (zones)      | 1, 2   |
| IECEX gas certificate          | IECEX PTB 06.0010 U  |
| IECEX gas certificate          | IECEX PTB 06.0010 U  |
| IECEX gas explosion protection | Ex db eb IIC T6  |
| ATEX gas certificate           | PTB 00 ATEX 1111U  |
| ATEX gas certificate           | PTB 00 ATEX 1111U  |
| ATEX gas explosion protection  | Ex II 2 G Ex db eb IIC T6  |
| Marking ULus                   | Class I, Zone 1 AEx db eb IIC T6 Gb<br>Class I, Div. 2, Groups A,B,C,D                           |
| Marking cUL                    | Class I, Zone 1 Ex db eb IIC T6 Gb<br>Class I, Div. 2, Groups A,B,C,D                            |
| Certificates                   | ATEX (PTB), Brazil (ULB), Canada / USA (UL), Canada (UL), China (CQST), IECEX (PTB), Korea (KTL) |

| Electrical Data                  |       |
|----------------------------------|-------|
| Rated operational voltage AC     | 690 V |
| DC rated operational voltage     | 230 V |
| Rated operational voltage AC UL  | 600 V |
| Rated operational current for AC | 16 A  |
| Rated operational current for DC | 0.4 A |
| Rated operational current UL     | 6 A   |
| No. of poles                     | 4     |
| Switching angle                  | 45 °  |

| Ambient Conditions  |                   |
|---------------------|-------------------|
| Ambient temperature | -50 °C ... +60 °C |

| Mechanical Data           |             |
|---------------------------|-------------|
| Degree of protection (IP) | IP00        |
| Enclosure material        | Epoxy resin |

8008/2-1129 Art. No. 128428

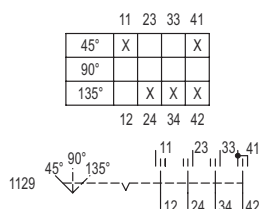
### Mechanical Data

|                                    |                     |
|------------------------------------|---------------------|
| Contact material                   | Silver-nickel       |
| Connection cross-section           | 2.5 mm <sup>2</sup> |
| Number of switching positions      | 3                   |
| Assembly for switching arrangement | 1129                |
| Weight                             | 186 g               |
| Weight                             | 0.41 lb             |

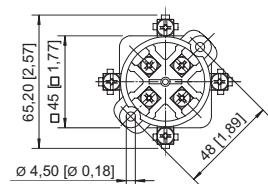
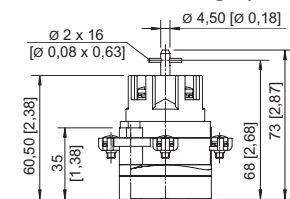
### Mounting / Installation

|                                     |        |
|-------------------------------------|--------|
| Tightening torque                   | 1.8 Nm |
| Max. USA solid connection terminals | 14 AWG |

### Technical Drawings – Subject to Alterations



### Dimensional Drawings (All Dimensions in mm [inches]) – Subject to Alterations




8008/2-1 3- or 4-pole control switch

### Accessories

#### Rotary actuator, small, lockable

|  |  | Art. No. |
|--|--|----------|
|  | $\varnothing 39$ , can be locked with one lock, 45° position with standard seal for up to -20 °C | 227391   |
|  | $\varnothing 39$ , can be locked with one lock, 90° position with standard seal for up to -20 °C | 227359   |


8008/2-1129 Art. No. 128428

|  |  |        |
|--|--|--------|
|  | Diameter 39 mm, lockable using 1 lock, 45° position<br>Seal: Silicone, up to -60 ° | 227392 |
|--|--|--------|

**Rotary actuator, small, lockable**

**ASSY734**

**Art. No.**

|  |  |        |
|--|--|--------|
|  | Diameter 39 mm, lockable using 1 lock, 90° position<br>Seal: Silicone, up to -60 ° | 227360 |
|--|--|--------|

We reserve the right to make alterations to the technical data, dimensions, weights, designs and products available without notice. The illustrations cannot be considered binding.