

Control and signalling devices

LED illuminated pushbutton for panel mounting



8018/3133-al-6 UL Art. No. 129784



- For installation in enclosure wall, enclosure cover, panels or control cabinets
- Installation using a single dia. 30 mm hole
- Beneficial LED technology: Extremely long service life, high luminance, low heat build-up
- Reliable explosion protection thanks to flameproof contact elements and lighting elements

MY R. STAHL 8018A



R. STAHL Series 8018 LED illuminated pushbuttons switch load, control and signal circuits and show command statuses via a light signal, the colour of which can be determined using the colour filter included in the delivery: Red, yellow, green, blue or white. The long-lasting LEDs ensure high luminance and minimal heat build-up. The buttons are supplied with a connection cable.

Technical Data

Explosion Protection

Area of application	European Union (ATEX) CE Code IECEX NEC®
Application range (zones)	1, 2, 21, 22
IECEX gas certificate	IECEX PTB 07.0011X
IECEX gas explosion protection	Ex db mb IIC T6 Gb
IECEX dust certificate	IECEX PTB 07.0011 X
IECEX dust explosion protection	Ex tb IIIC T80 °C Db
ATEX gas certificate	PTB 02 ATEX 2129 X
ATEX gas explosion protection	⊕ II 2 G Ex db mb IIC T6 Gb
ATEX dust certificate	PTB 02 ATEX 2129 X
ATEX dust explosion protection	⊕ II 2 D Ex tb IIIC T80 °C Db
Certificates	ATEX (PTB), Canada (UL), China (CQST), IECEX (PTB), USA (UL)
Declaration of Conformity	ATEX (EUK), China (CCC)
Notes	Product label may vary. Series devices are labelled with ATEX, IECEX, NEC® and CE Code.

Electrical Data

Rated operational voltage AC	270 V
Rated operational voltage, indicator lamp part	12 (-10%) to 254 (+6%) V AC/DC
Frequency	0 ... 60 Hz
Rated operational current, indicator lamp part	0.014 A at 24 V DC
Rated operational power	1 W
Electrical service life	10 ⁵ lighting hours
Switching capacity AC-12	500 V / 6 A / max. 3000 VA
Switching capacity AC-15	400 V / 6 A / max. 1250 VA

Control and signalling devices

LED illuminated pushbutton for panel mounting



8018/3133-al-6 UL Art. No. 129784

Electrical Data

Switching capacity DC-13 110 V / 1 A / max. 110 W

Lighting Data

Lamp White LED

Luminous colour
 White
 Blue
 Green
 Yellow
 Red

Ambient Conditions

Ambient temperature -30 °C ... +60 °C

Ambient temperature -22 °F ... +140 °F

Ambient temperature NEC® -30 °C ... +60 °C

Ambient temperature NEC® -22 °F ... +140 °F

Mechanical Data

Degree of protection (IP) (IEC 60529) IP65

Enclosure material Polyamide

Contact material Silver-nickel

Silicone-free Yes

Conductor length 6 m

Conductor length, inches 236 in

Depth of cut-out 104.5 mm

Mounting depth in inches 4.11 in

Contacts 2 NO

Service life, min. 10⁶ operating cycles

Weight 740 g

Weight 1.63 lb

Mounting / Installation

Connection H05 6 x 0.75 mm² conductor

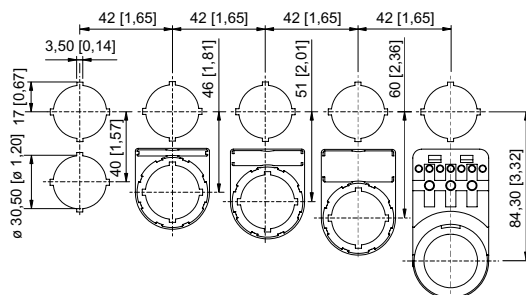
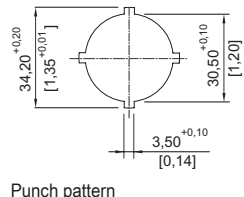
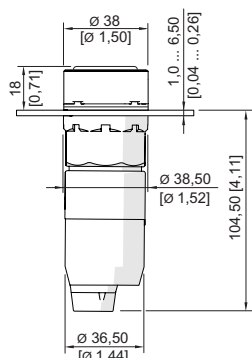
Technical Drawings – Subject to Alterations



Schematic 8018/3.33

The numbers in brackets correspond to the core marking

Dimensional Drawings (All Dimensions in mm [inches]) – Subject to Alterations



Cut-out with/without additional designation plate

LED illuminated pushbutton


Control and signalling devices

LED illuminated pushbutton for panel mounting





8018/3133-al-6 UL Art. No. 129784

Accessories

Actuator		Art. No.
	for illuminated pushbutton (spring return)	155163

Spare Parts

Closing part		Art. No.
	8602C3-733-B for closing unused holes in cover, dia. 30.5 mm, NBR	244306
	8602C3-733-S for closing unused holes in cover, dia. 30.5 mm, silicone	244307

Colour filter		Art. No.
	Colour filter for illuminated pushbutton 8018, all colours	155461
	for white illuminated pushbutton	155877
	for red illuminated pushbutton	155882
	for yellow illuminated pushbutton	155885
	for green illuminated pushbutton	155888
	for blue illuminated pushbutton	155891

We reserve the right to make alterations to the technical data, dimensions, weights, designs and products available without notice. The illustrations cannot be considered binding.