


8146/1S71 Art. No. 136742



- Versatile Ex e terminal boxes in various sizes and heights, degree of protection IP66
- Can be equipped as per customer requirements
- Enclosure with captive cover screws, flanges can be fitted on enclosure sides if required

MY R. STAHL 8146A



R. STAHL Series 8146 terminal boxes, made of high-quality, glass fibre reinforced polyester resin, are ideal for use in harsh ambient conditions. With eight basic sizes in various heights, they are universally usable. If requested by the customer, they are equipped with terminal blocks up to 300 mm² and, as an option, a flange can be put on several enclosure sides.

Technical Data

Explosion Protection

| | |
|---------------------------------|--|
| Area of application | European Union (ATEX) IECEX United Kingdom |
| Application range (zones) | 1, 2, 21, 22 |
| IECEX gas certificate | IECEX PTB 06.0046 |
| IECEX gas explosion protection | Ex eb IIC T6 / T5 Gb |
| IECEX dust certificate | IECEX PTB 06.0046 |
| IECEX dust explosion protection | Ex tb IIIC T80 °C / T95 °C Db |
| ATEX gas certificate | PTB 01 ATEX 1016 |
| ATEX gas explosion protection | ⊕ II 2 G Ex eb IIC T6 / T5 Gb |
| ATEX dust certificate | PTB 01 ATEX 1016 |
| ATEX dust explosion protection | ⊕ II 2 D Ex tb IIIC T80 °C / T95 °C Db |
| Certificates | ATEX (PTB), Brazil (ULB), Canada / USA (UL), Canada (UL), China (NEPSI), IECEX (PTB), Korea (KGS), Taiwan (ITRI), USA (UL) |
| Declaration of conformity | ATEX (EUK), China (CCC) |
| Explosion protection note | Product label may vary. Series devices are labelled with ATEX and IECEX. |

Electrical Data

| | |
|------------------------------|-------------|
| Rated operational voltage AC | 0 ... 500 V |
|------------------------------|-------------|

Ambient Conditions

| | |
|---------------------|--|
| Ambient temperature | -60 °C ... +40 °C (T6) -60 °C ... +55 °C (T5) |
| Ambient temperature | -76 °F ... +104 °F (T6) -76 °F ... +131 °F (T5) |

Mechanical Data

| | |
|-------------------------------------|---|
| IP degree of protection (IEC 60529) | IP66 |
| Enclosure material | Polyester resin, Glass fibre reinforced |
| Enclosure colour | Dark grey |

8146/1S71 Art. No. 136742

Mechanical Data

| | |
|---------------------------|------------------------------------|
| Flammability according to | IEC/EN 60695 UL 94 ASTM D635 |
| Silicone-free | No |
| Cover thickness | 2.8 mm |
| Cover thickness in inches | 0.11 in |
| Wall thickness | 2.8 mm |
| Wall thickness in inches | 0.11 in |
| Width | 340.5 mm |
| Width, inches | 13.406 in |
| Height | 170 mm |
| Height in inches | 6.692 in |
| Depth | 91 mm |
| Depth in inches | 3.583 in |
| Weight | 2.01 kg |
| Weight | 4.43 lb |

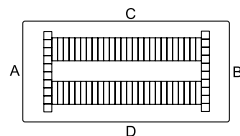
Mounting / Installation

| | |
|---|--------------|
| Tightening torque lbf in | 0 lbf-in |
| Tightening torque of cover screw 1 | 4.5 Nm |
| Tightening torque of cover screw 1 lbf in | 39.83 lbf in |

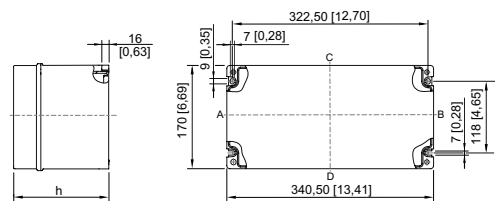
Components

| | |
|-----------------------------------|--|
| Flange and plates | Without flange |
| Entries installation options/side | Without drilled holes |
| Entries | None |
| Terminal rail | 15 x 301 mm (2x) |
| Terminal rail | 0,59 x 11,85 " (2x) |
| Type of terminals 1 | 1 x Phoenix MBK 2-conductor, 2.5 mm ² , grey |
| Earth rail | 7 x 4 mm ² (1x) |

Technical Drawings – Subject to Alterations







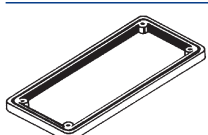

Dimensional Drawings (All Dimensions in mm [inches]) – Subject to Alterations



8146/.S7.
8146/.S71: h = 91 mm [3.58 inch]
8146/.S73: h = 150 mm [5.91 inch]

8146/1S71 Art. No. 136742

Spare Parts

| 2 mm brass plate for enclosure | | Art. No. |
|--|--|----------|
|  | For 8146/.051, 8146/.052 (enclosure sides A/B) 8146/.S71 (enclosure sides A/B) | 136914 |
| | For 8146/.S71 (enclosure sides C/D) 8146/.081, 8146/.082 (enclosure sides C/D) 8146/.091, 8146/.092 (enclosure sides A/B) | 136950 |
| 2 mm brass plate for flanges | | Art. No. |
|  | For flange size 1 (68 x 128 mm) | 136888 |
| 3 mm brass plate for enclosure | | Art. No. |
|  | For 8146/.051, 8146/.052 (enclosure sides A/B) 8146/.S71 (enclosure sides A/B) | 136240 |
| | For 8146/.S71 (enclosure sides C/D) 8146/.081, 8146/.082 (enclosure sides C/D) 8146/.091, 8146/.092 (enclosure sides A/B) | 136544 |
| 3 mm brass plate for flanges | | Art. No. |
|  | For flange size 1 (68 x 128 mm) | 136201 |
| Frame | | Art. No. |
|  | Size 1, 68 x 128 mm | 135974 |
| Flange | | Art. No. |
|  | Size 1: 68 x 128 mm, 5.8 mm thick | 136032 |

We reserve the right to make alterations to the technical data, dimensions, weights, designs and products available without notice. The illustrations cannot be considered binding.