


8146/1093 Art. No. 136899



- Versatile Ex e terminal boxes in various sizes and heights, degree of protection IP66
- Can be equipped as per customer requirements
- Enclosure with captive cover screws, flanges can be fitted on enclosure sides if required

MY R. STAHL 8146A



R. STAHL Series 8146 terminal boxes, made of high-quality, glass fibre reinforced polyester resin, are ideal for use in harsh ambient conditions. With eight basic sizes in various heights, they are universally usable. If requested by the customer, they are equipped with terminal blocks up to 300 mm² and, as an option, a flange can be put on several enclosure sides.

Technical Data

Explosion Protection

Area of application	European Union (ATEX) IECEX United Kingdom
Application range (zones)	1, 2, 21, 22
IECEX gas certificate	IECEX PTB 06.0046
IECEX gas explosion protection	Ex eb IIC T6 ... T4 Gb
IECEX dust certificate	IECEX PTB 06.0046
IECEX dust explosion protection	Ex tb IIIC T80 °C ... T130 °C Db
ATEX gas certificate	PTB 01 ATEX 1016
ATEX gas explosion protection	⊕ II 2 G Ex eb IIC T6 ... T4 Gb
ATEX dust certificate	PTB 01 ATEX 1016
ATEX dust explosion protection	⊕ II 2 D Ex tb IIIC T80 °C ... T130 °C Db
Certificates	ATEX (PTB), Brazil (ULB), Canada / USA (UL), Canada (UL), China (NEPSI), IECEX (PTB), India (PESO), Korea (KGS), Taiwan (ITRI), USA (UL)
Declaration of conformity	ATEX (EUK), China (CCC)
Explosion protection note	Product label may vary. Series devices are labelled with ATEX and IECEX.

Electrical Data

Rated operational voltage AC	0 ... 690 V
------------------------------	-------------

Ambient Conditions

Ambient temperature	-60 °C ... +40 °C (T6) -60 °C ... +55 °C (T5) -60 °C ... +70 °C (T4)
Ambient temperature	-76 °F ... +104 °F (T6) -76 °F ... +131 °F (T5) -76 °F ... +158 °F (T4)

Mechanical Data

IP degree of protection (IEC 60529)	IP66
Enclosure material	Polyester resin, Glass fibre reinforced

8146/1093 Art. No. 136899

Mechanical Data

Enclosure colour	Dark grey
Flammability according to	IEC/EN 60695 UL 94 ASTM D635
Silicone-free	No
Cover thickness	2.8 mm
Cover thickness in inches	0.11 in
Wall thickness	2.8 mm
Wall thickness in inches	0.11 in
Width	681.5 mm
Width, inches	26.831 in
Height	340.5 mm
Height in inches	13.4060 in
Depth	150 mm
Depth in inches	5.906 in
Weight	7.3 kg
Weight	16.09 lb

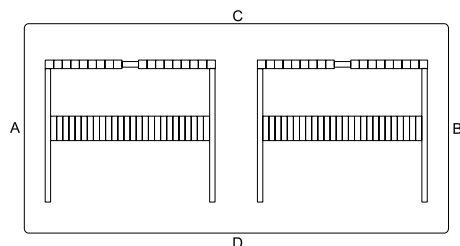
Mounting / Installation

Tightening torque lbf in	0 lbf-in
Tightening torque of cover screw 1	4.5 N · m
Tightening torque of cover screw 1 lbf in	39.83 lbf in

Components

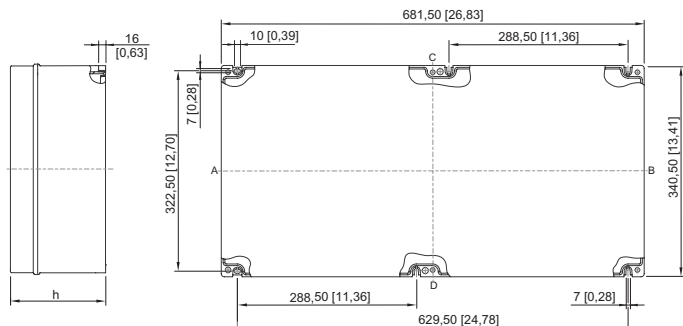
Flange and plates	Without flange
Entries installation options/side	Without drilled holes
Entries	None
Terminal rail	35 x 637 mm (1x)
Terminal rail	1,38 x 25,08 " (1x)
Type of terminals 1	1 x Phoenix UT 2-conductor, 4 mm ² , grey
Earth rail	18 x 4 mm ² (2x)

Technical Drawings – Subject to Alterations



8146/1093 Art. No. 136899

Dimensional Drawings (All Dimensions in mm [inches]) – Subject to Alterations



8146/.09.
 8146/.091: h = 91 mm [3,58 inch]
 8146/.092: h = 131 mm [5,16 inch]
 8146/.093: h = 150 mm [5,91 inch]
 8146/.095: h = 190 mm [7,48 inch]

Spare Parts

2 mm brass plate for enclosure		Art. No.
	For 8146/.073 (enclosure sides C/D) 8146/.083 (enclosure sides A/B) 8146/.093 (enclosure sides C1/D1)	136977
	For 8146/.S73 (enclosure sides C/D) 8146/.083 (enclosure sides C/D) 8146/.093 (enclosure sides A/B)	136979
2 mm brass plate for flanges		Art. No.
	For flange size 2 (126 x 266 mm)	136960
3 mm brass plate for enclosure		Art. No.
	For 8146/.073 (enclosure sides C/D) 8146/.083 (enclosure sides A/B) 8146/.093 (enclosure sides C1/D1)	136621
	For 8146/.S73 (enclosure sides C/D) 8146/.083 (enclosure sides C/D) 8146/.093 (enclosure sides A/B)	136626
3 mm brass plate for flanges		Art. No.
	For flange size 2 (126 x 266 mm)	136568
Flange		Art. No.
	Size 2: 126 x 266 mm, 2.8 mm thick	136045
	Size 2: 126 x 266 mm, 5.8 mm thick	136083

Installation equipment

Ex e terminal box



8146/1093 Art. No. 136899

Frame		Art. No.
	Size 2.126 x 266 mm	136031

We reserve the right to make alterations to the technical data, dimensions, weights, designs and products available without notice. The illustrations cannot be considered binding.