

# Applications of low-voltage systems

Heating circuit distrib.boards with residual current circuit breaker

With overcurrent release

8146/5-ExV-07-08H16B1N-D Art. No. 137171



- Standard variants with short delivery times, customer-specific options possible
- With miniature circuit breaker, tripping characteristic C
- With residual current circuit breaker with overcurrent release, tripping characteristic C
- Nominal currents of 10, 16, 20 and 25 A

MY R. STAHL 8146D



R. STAHL Series 8146 lighting and heating circuit distribution boards are modular and are therefore available in a large number of standard variants which are ready for rapid delivery. Custom-specific options are also possible. The moulded case circuit breakers are installed beneath a hinged inspection glass and can be actuated from the outside, even when live. The switching position is visible at all times.

## Technical Data

Explosion Protection	
Application range (zones)	1, 2, 21, 22
IECEX gas certificate	IECEX PTB 06.0090
IECEX gas explosion protection	Ex db eb IIC T4 Gb
IECEX dust certificate	IECEX PTB 06.0090
IECEX dust explosion protection	Ex tb IIIC T130 °C Db
ATEX gas certificate	PTB 01 ATEX 1024
ATEX gas explosion protection	Ex II 2 G Ex db eb IIC T4 Gb
ATEX dust certificate	PTB 01 ATEX 1024
ATEX dust explosion protection	Ex II 2 D Ex tb IIIC T130 °C Db
Certificates	ATEX (PTB), Canada (FM), China (NEPSI), IECEX (PTB), India (PESO), Korea (KGS), Taiwan (ITRI), USA (FM)
Declaration of conformity	ATEX (EUK), China (CCC)
Explosion protection note	Product label may vary. Series devices are labelled with ATEX and IECEX.
Electrical Data	
Rated operational voltage AC	230 ... 400 V
Rated operational current	48 A (T4)
Layout No.	07
Frequency range	50 – 60 Hz
Notes	Depending on the terminal type and the explosion-protected components used
Ambient Conditions	
Ambient temperature	-20 °C ... +40 °C
Mechanical Data	
Degree of protection (IP)	IP66
Degree of protection (IP) (IEC 60529)	IP66
Enclosure material	Polyester resin, Glass fibre reinforced
Enclosure colour	Grey

# Applications of low-voltage systems

Heating circuit distrib.boards with residual current circuit breaker

With overcurrent release

8146/5-ExV-07-08H16B1N-D Art. No. 137171



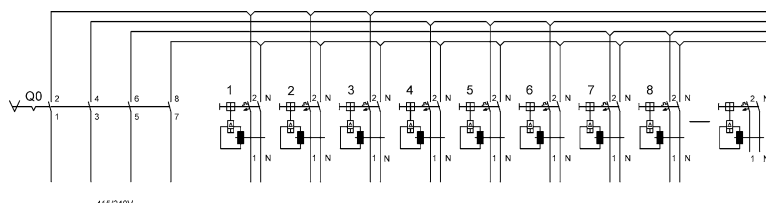
## Mechanical Data

Flame retardant acc.	IEC/EN 60695, UL 94, ASTM D635
Max. finely stranded connection terminals	50 mm <sup>2</sup>
Width	1023 mm
Height	340.5 mm
Depth	190 mm
Impact strength (IEC 60079)	7 J
Weight	37 kg
Weight	81.57 lb

## Components

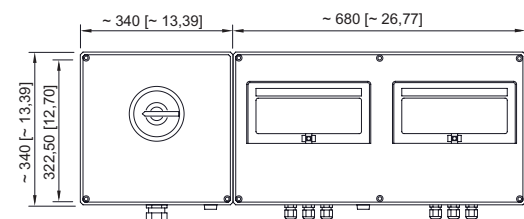
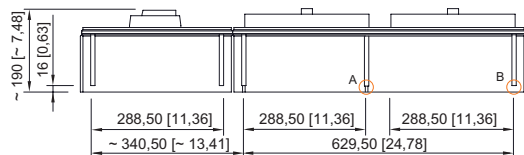
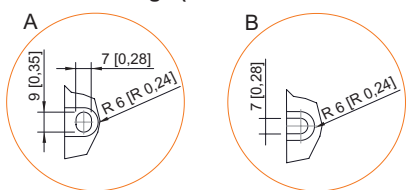
Locking device present	Yes
Built-in unit 2	8 x Residual current circuit breaker 1-pole 16 A+N/30 mA/B/6 kA
Entry 1	1 x 8161/7-M40-2812
Entry 2	8 x 8161/7-M25-1707
Entry 3	1 x 8161/7-M16-0902
Earth rail	12 x 10 mm <sup>2</sup> (3x)

## Technical Drawings – Subject to Alterations



Circuit diagram 8146/5-ExV-...1N-D; 8264/5-ExV-...1N-D

## Dimensional Drawings (All Dimensions in mm [inches]) – Subject to Alterations



Layout 07

## Applications of low-voltage systems

Heating circuit distrib.boards with residual current circuit breaker

With overcurrent release

8146/5-ExV-07-08H16B1N-D Art. No. 137171

---



We reserve the right to make alterations to the technical data, dimensions, weights, designs and products available without notice. The illustrations cannot be considered binding.