


Applications of low-voltage systems

Heating circuit distribution boards with residual current circuit breaker

With overcurrent release

8264/5-ExV-01-12H16B1N-D Art. No. 143214



- Enclosure with Ex d type of protection
- With miniature circuit breaker, tripping characteristic C
- With residual current circuit breaker and overcurrent release, tripping characteristic B or C
- Advantage: Short delivery times

MY R. STAHL 8264A



R. STAHL Series 8264/-ExV CUBEx lighting and heating circuit distribution boards are modular and are therefore available in a large number of standard variants which are ready for rapid delivery; further versions are available on request. They are lightweight, saltwater-resistant and suitable for a wide range of temperatures. The Ex d enclosures are wall-mounted using screws or rails.

Technical Data

Explosion Protection	
Application range (zones)	1, 2, 21, 22
IECEX gas certificate	IECEX KEM 07.0051 X
IECEX gas explosion protection	Ex db IIB+H2 / IIB T6 / T4 Gb
IECEX dust certificate	IECEX KEM 07.0051 X
IECEX dust explosion protection	Ex tb IIIC T95 °C / T130 °C Db
ATEX gas certificate	KEMA 01 ATEX 2145 X
ATEX gas explosion protection	Ex II 2 G Ex db IIB+H2 / IIB T6 / T4 Gb
ATEX dust certificate	KEMA 01 ATEX 2145 X
ATEX dust explosion protection	Ex II 2 D Ex tb IIIC T95 °C / T130 °C Db
Certificates	ATEX (DEK), Brazil (ULB), Canada / USA (UL), China (NEPSI), IECEX (DEK), India (PESO), Korea (KGS), Taiwan (ITRI)
Declaration of conformity	ATEX (EUK), China (CCC)
Electrical Data	
Rated operational voltage AC	230 ... 400 V
Rated operational current	100 A (T6)
Layout No.	01
Frequency range	50 – 60 Hz
Ambient Conditions	
Ambient temperature	-20 °C ... +40 °C (IIB+H2 T6) (T95 °C) -55 °C ... +60 °C (IIB T4)
Mechanical Data	
Degree of protection (IP)	IP65
Degree of protection (IP) (IEC 60529)	IP65
Enclosure material	Aluminium, Seawater-resistant
Material note	Also available in stainless steel
Max. finely stranded connection terminals	35 mm ²
Width	480 mm

Applications of low-voltage systems



Heating circuit distribution boards with residual current circuit breaker

With overcurrent release

8264/5-ExV-01-12H16B1N-D Art. No. 143214

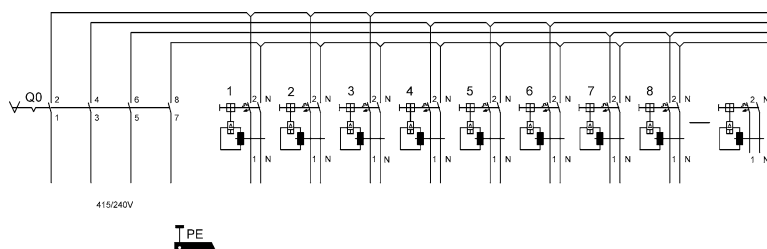
Mechanical Data

Height	480 mm
Depth	340 mm
Impact strength (IEC 60079)	7 J
Weight	100 kg
Weight	220.46 lb

Components

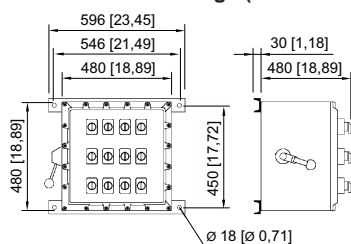
Locking device present	Yes
Built-in unit 1	1 x Load and motor switch
Built-in unit 2	12 x Residual current circuit breaker 1-pole 16 A+N/30 mA/B
Entry 1	1 x M50 x 1.5
Entry 2	12 x M20 x 1.5

Technical Drawings – Subject to Alterations



Circuit diagram 8146/5-ExV-...1N-D; 8264/5-ExV-...1N-D

Dimensional Drawings (All Dimensions in mm [inches]) – Subject to Alterations



Layout 01

We reserve the right to make alterations to the technical data, dimensions, weights, designs and products available without notice. The illustrations cannot be considered binding.