

8006/4-079-00 Art. No. 169524



- Can be used as motor, main or load disconnect switches, as well as control switches
- Rated operational voltage up to 690 V AC and 220 V DC
- Different switching arrangements available

MY R. STAHL 8006B



R. STAHL Series 8006/4 load and motor switches have isolating characteristics and AC-3 and DC-23 switching capacity. This makes them suitable for use as motor switches or main switches. They can also be used as control switches. They are available with different switching arrangements, from 2-pole to 12-pole.

Technical Data

Explosion Protection

Application range (zones)	1, 2
IECEX gas certificate	IECEX PTB 06.0018U
IECEX gas explosion protection	Ex db eb IIC T6 Gb
ATEX gas certificate	PTB 01 ATEX 1021 U
ATEX gas certificate	PTB 01 ATEX 1021 U
ATEX gas explosion protection	Ⓔ II 2 G Ex db eb IIC T6 Gb
FMus certificate	3044997
cFM certificate	3044997C
cULus certificate	20131017-E182378
Marking ULus	Class I, Zone 1 AEx db eb IIC T6 Gb Class I, Div. 2, Groups A,B,C,D
Marking cUL	Class I, Zone 1 Ex db eb IIC T6 Gb Class I, Div. 2, Groups A,B,C,D
Certificates	ATEX (PTB), Brazil (ULB), Canada / USA (UL), Canada (FM), Canada (UL), China (CQST), IECEX (PTB), USA (FM), USA (UL)

Electrical Data

DC rated operational voltage	220 V
Rated operational voltage AC UL	600 V
Rated operational current for AC	690 V / 25 A 500 V / 32 A
Rated operational current for DC	25 A
Rated operational current UL	25 A
Short-circuit strength	20 kA
Max. short-circuit protection	35 A
Tripping characteristic	gG
No. of poles	10

8006/4-079-00 Art. No. 169524

Ambient Conditions

Ambient temperature	-50 °C ... +70 °C
Ambient temperature (UL)	-60 °C ... +80 °C

Mechanical Data

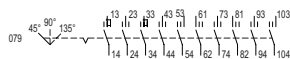
Degree of protection (IP)	IP00
Enclosure material	Epoxy resin
Contact material	Silver stannic oxide
Connection cross-section	6 mm ²
Connection cross section min.	1.5 mm ²
Max. connection cross section, solid	6 mm ²
Max. connection cross-section, finely stranded	6 mm ²
Number of switching positions	3
Assembly for swit. arrangement	079
Contacts	10 NO
Service life, min.	2 x 10 ⁵ operating cycles
Detailed number of poles	10 P
Weight	860 g
Weight	1.9 lb

Mounting / Installation

Connection type	Screw terminal
Max. USA solid connection terminals	10 AWG

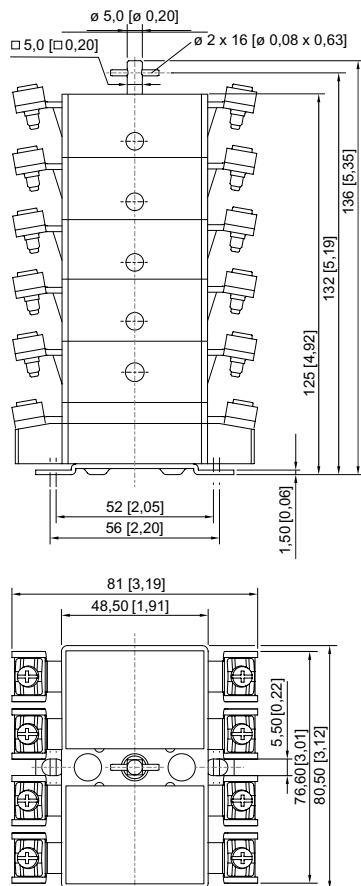
Technical Drawings – Subject to Alterations

	13	23	33	43	53	61	73	81	93	103
45°						X	X	X	X	X
90°	X	X	X	X	X	X	X	X	X	X
135°	X	X	X	X	X	X	X	X	X	X
	14	24	34	44	54	62	74	82	94	104



8006/4-079-00 Art. No. 169524

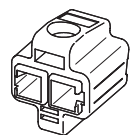
Dimensional Drawings (All Dimensions in mm [inches]) – Subject to Alterations



Load and motor switches Series 8006/4, 9-pole and 10-pole

Accessories

IP20 cover



1 pc.
An IP20 cover is required for each contact

Art. No.

204108

Spare Parts

Ex i cover



for connecting intrinsically safe circuits (2 pcs)

Art. No.

213610

8006/4-079-00 Art. No. 169524

Rotary actuator Maxi BG736



8602C3-736-B-XXX-E08
 Ø 64 mm
 Handle colour: Black
 Protective collar colour: Black
 Front panel mounting
 -20 °C ... 60 °C
 Silicone-free: Yes
 Lockable option (max. 3 times) can be determined using the enclosed closing parts.
 Lockable handle position: Not defined.
 In the unmounted assemblies, the standard label is 0/OFF-I/ON and the long coupling part is enclosed.
 Other labels must be ordered separately.

Art. No.
318417

8602C3-736-S-XXX-E08
 Ø 64 mm
 Handle colour: Black
 Protective collar colour: Black
 Front panel mounting
 -60 °C ... 70 °C
 Silicone-free: No
 Lockable option (max. 3 times) can be determined using the enclosed closing parts.
 Lockable handle position: Not defined.
 In the unmounted assemblies, the standard label is 0/OFF-I/ON and the long coupling part is enclosed.
 Other labels must be ordered separately.

318418

Rotary actuator Maxi BG737



8602C3-737-B-XXX-E08
 Ø 64 mm
 Handle colour: Red
 Protective collar colour: Yellow
 Front panel mounting
 -20 °C ... 60 °C
 Silicone-free: Yes
 Lockable option (max. 3 times) can be determined using the enclosed closing parts.
 Lockable handle position: Not defined.
 In the unmounted assemblies, the standard label is 0/OFF-I/ON and the long coupling part is enclosed.
 Other labels must be ordered separately.

Art. No.
318419

8602C3-737-S-XXX-E08
 Ø 64 mm
 Handle colour: Red
 Protective collar colour: Yellow
 Front panel mounting
 -60 °C ... 70 °C
 Silicone-free: No
 Lockable option (max. 3 times) can be determined using the enclosed closing parts.
 Lockable handle position: Not defined.
 In the unmounted assemblies, the standard label is 0/OFF-I/ON and the long coupling part is enclosed.
 Other labels must be ordered separately.

318420

8006/4-079-00 Art. No. 169524

Labels for rotary actuator Maxi BG736, BG737

Art. No.

	Dia. 58.5 0/OFF I/ON	274882
	Dia. 58.5 0 BETRIEB I	263982
	Dia. 58.5 0 I II	318507
	Dia. 58.5 I 0 II	318502
	Dia. 58.5 0/OFF • I/ON	318459

We reserve the right to make alterations to the technical data, dimensions, weights, designs and products available without notice. The illustrations cannot be considered binding.