

8006/4-349-00 Art. No. 169569



- Can be used as motor, main or load disconnect switches, as well as control switches
- Rated operational voltage up to 690 V AC and 220 V DC
- Different switching arrangements available

MY R. STAHL 8006B



R. STAHL Series 8006/4 load and motor switches have isolating characteristics and AC-3 and DC-23 switching capacity. This makes them suitable for use as motor switches or main switches. They can also be used as control switches. They are available with different switching arrangements, from 2-pole to 12-pole.

### Technical Data

#### Explosion Protection

Application range (zones)	1, 2
IECEX gas certificate	IECEX PTB 06.0018U
IECEX gas explosion protection	Ex db eb IIC T6 Gb
ATEX gas certificate	PTB 01 ATEX 1021 U
ATEX gas certificate	PTB 01 ATEX 1021 U
ATEX gas explosion protection	Ⓔ II 2 G Ex db eb IIC T6 Gb
FMus certificate	3044997
cFM certificate	3044997C
cULus certificate	20131017-E182378
Marking ULus	Class I, Zone 1 AEx db eb IIC T6 Gb Class I, Div. 2, Groups A,B,C,D
Marking cUL	Class I, Zone 1 Ex db eb IIC T6 Gb Class I, Div. 2, Groups A,B,C,D
Certificates	ATEX (PTB), Brazil (ULB), Canada / USA (UL), Canada (FM), Canada (UL), China (CQST), IECEX (PTB), USA (FM), USA (UL)

#### Electrical Data

DC rated operational voltage	220 V
Rated operational voltage AC UL	600 V
Rated operational current for AC	690 V / 25 A 500 V / 32 A
Rated operational current for DC	25 A
Rated operational current UL	25 A
Short-circuit strength	20 kA
Max. short-circuit protection	35 A
Tripping characteristic	gG
No. of poles	4

8006/4-349-00 Art. No. 169569

### Ambient Conditions

Ambient temperature	-50 °C ... +70 °C
Ambient temperature (UL)	-60 °C ... +80 °C

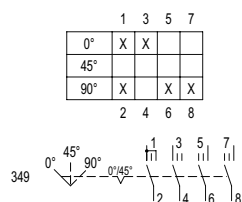
### Mechanical Data

Degree of protection (IP)	IP00
Enclosure material	Epoxy resin
Contact material	Silver stannic oxide
Base	Without connection
Connection cross-section	6 mm <sup>2</sup>
Connection cross section min.	1.5 mm <sup>2</sup>
Max. connection cross section, solid	6 mm <sup>2</sup>
Max. connection cross-section, finely stranded	6 mm <sup>2</sup>
Number of switching positions	3
Assembly for swit. arrangement	349
Contacts	4 NO
Service life, min.	2 x 10 <sup>5</sup> operating cycles
Detailed number of poles	4 P
Weight	420 g
Weight	0.93 lb

### Mounting / Installation

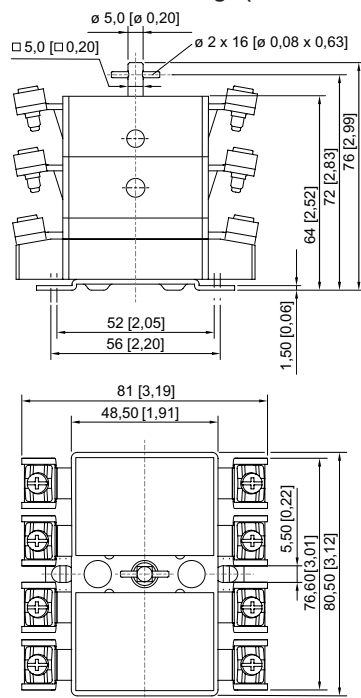
Connection type	Screw terminal
Max. USA solid connection terminals	10 AWG

### Technical Drawings – Subject to Alterations



8006/4-349-00 Art. No. 169569

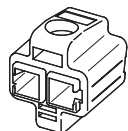
Dimensional Drawings (All Dimensions in mm [inches]) – Subject to Alterations



Load and motor switches Series 8006/4, 3-pole and 4-pole

Accessories

IP20 cover



1 pc.  
An IP20 cover is required for each contact

Art. No.

204108

Spare Parts

Ex i cover




for connecting intrinsically safe circuits (2 pcs)

Art. No.


213610

8006/4-349-00 Art. No. 169569

### Rotary actuator Maxi BG736

	Art. No.
 <p>8602C3-736-B-XXX-E08                      Ø 64 mm                      Handle colour: Black                      Protective collar colour: Black                      Front panel mounting                      -20 °C ... 60 °C                      Silicone-free: Yes                      Lockable option (max. 3 times) can be determined using the enclosed closing parts.                      Lockable handle position: Not defined.                      In the unmounted assemblies, the standard label is 0/OFF-I/ON and the long coupling part is enclosed.                      Other labels must be ordered separately.</p>	318417
<p>8602C3-736-S-XXX-E08                      Ø 64 mm                      Handle colour: Black                      Protective collar colour: Black                      Front panel mounting                      -60 °C ... 70 °C                      Silicone-free: No                      Lockable option (max. 3 times) can be determined using the enclosed closing parts.                      Lockable handle position: Not defined.                      In the unmounted assemblies, the standard label is 0/OFF-I/ON and the long coupling part is enclosed.                      Other labels must be ordered separately.</p>	318418

### Rotary actuator Maxi BG737

	Art. No.
 <p>8602C3-737-B-XXX-E08                      Ø 64 mm                      Handle colour: Red                      Protective collar colour: Yellow                      Front panel mounting                      -20 °C ... 60 °C                      Silicone-free: Yes                      Lockable option (max. 3 times) can be determined using the enclosed closing parts.                      Lockable handle position: Not defined.                      In the unmounted assemblies, the standard label is 0/OFF-I/ON and the long coupling part is enclosed.                      Other labels must be ordered separately.</p>	318419
<p>8602C3-737-S-XXX-E08                      Ø 64 mm                      Handle colour: Red                      Protective collar colour: Yellow                      Front panel mounting                      -60 °C ... 70 °C                      Silicone-free: No                      Lockable option (max. 3 times) can be determined using the enclosed closing parts.                      Lockable handle position: Not defined.                      In the unmounted assemblies, the standard label is 0/OFF-I/ON and the long coupling part is enclosed.                      Other labels must be ordered separately.</p>	318420

8006/4-349-00 Art. No. 169569

### Labels for rotary actuator Maxi BG736, BG737

Art. No.

	Dia. 58.5 0/OFF I/ON	274882
	Dia. 58.5 0 BETRIEB I	263982
	Dia. 58.5 0 I II	318507
	Dia. 58.5 I 0 II	318502
	Dia. 58.5 0/OFF • I/ON	318459

We reserve the right to make alterations to the technical data, dimensions, weights, designs and products available without notice. The illustrations cannot be considered binding.