

# Components for system solutions

## Residual current Miniature circuit breaker

### Miniature circuit breaker

8562/54-2275-060 Art. No. 214987



- Residual current monitoring and tripping in the event of over-voltage
- Combination of residual current circuit breaker and miniature circuit breaker: Saves space, reduces installation requirements
- Good current limiting in the event of a short circuit

MY R. STAHL 8562C



The R. STAHL Series 8562 residual current circuit breaker with overcurrent release is a residual current circuit breaker and 2-pole switching miniature circuit breaker in one: It measures residual currents and triggers in the event of overvoltage, thereby protecting the conductors in your systems from overload, earth faults and short circuits. Its excellent current limiting feature reduces the load on the conductor in the event of a short circuit.

## Technical Data

### Explosion Protection

Application range (zones)	1, 2
IECEX gas certificate	IECEX PTB 06.0062U
IECEX gas explosion protection	Ex de IIC T6 Gb
IECEX firedamp certificate	IECEX PTB 06.0062U
IECEX firedamp protection	Ex de I Mb
ATEX gas certificate	PTB 02 ATEX 1049 U
ATEX gas explosion protection	Ex II 2 G Ex de IIC T6 Gb
ATEX firedamp certificate	PTB 02 ATEX 1049 U
ATEX firedamp protection	Ex I M2 Ex de I Mb
FMus certificate	3033692
cFM certificate	3033692C
cCSA certificate	1850696

### Electrical Data

Rated operational voltage AC	133 ... 230 V
Rated operational current	6 A
Rated operational current	6 A (T6)
Rated switching capacity	10 kA
Type of voltage	AC
Rated residual current	0.03 A
Auxiliary contacts	Error signal
Auxiliary contacts 2	1 change-over contact
N-pole present	No
Tripping characteristic	C
No. of poles	2

### Mechanical Data

Degree of protection (IP)	IP20
---------------------------	------

# Components for system solutions

## Residual current Miniature circuit breaker

### Miniature circuit breaker

8562/54-2275-060 Art. No. 214987



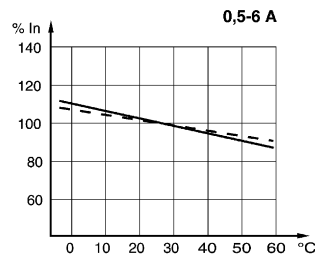
#### Mechanical Data

Enclosure material	Epoxy resin
Length	156 mm
Length in inches	6.14 in
Depth of cut-out	125 mm
Mounting depth in inches	4.92 in
Weight	1.8 kg
Weight	3.97 lb

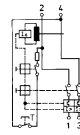
#### Technical Drawings – Subject to Alterations



Fault signal contact 1 change-over contact for error signal  
 (only for types 8562/54-2465-160-4 and 8562/54-2475-4: After the switch trips, the fault message contact can be reset manually)

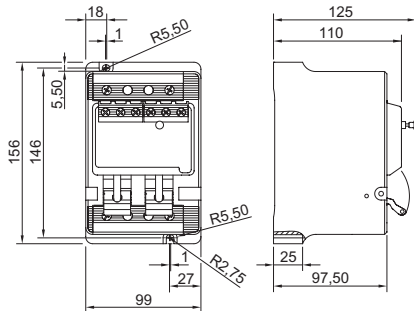


Correction factors for ambient temperatures which deviate from 30 °C



2-pole

#### Dimensional Drawings (All Dimensions in mm [inches]) – Subject to Alterations



8562/54-..., 2-pole with auxiliary contact

We reserve the right to make alterations to the technical data, dimensions, weights, designs and products available without notice. The illustrations cannot be considered binding.