

Load disconnect switches and motor starters



Load disconnect switch

25 A

8146/5-V11-604-60-0010 Art. No. 221388



- Can be used with conventional drives or with variable-frequency drives
- Intelligent design: A single rotary actuator for actuating the main and auxiliary contacts, ≥ 20 ms leading auxiliary contact for safely disconnecting the frequency converter
- Reliable load disconnect switch with positive opening operation of the main contacts

MY R. STAHL 8146M



R. STAHL Series 8146/5-V11 load disconnect switches can be used as mains connection switches for distributor systems and motor circuits. The standard versions are designed for rated operational currents of up to 80 A – currents of 16 to 630 A are possible. They have AC-3, AC-23 and DC-23 motor switching capacity. They have a large, padlockable rotary actuator in black or red/yellow.

Technical Data

Explosion Protection

Area of application	Canada IECEX USA
Application range (zones)	1, 2, 21, 22
IECEX gas certificate	IECEX PTB 06.0090
IECEX gas certificate	IECEX PTB 06.0090
IECEX gas explosion protection	Ex db eb IIC T6 Gb
IECEX dust certificate	IECEX PTB 06.0090
IECEX dust explosion protection	Ex tb IIIC T80 °C Db
ATEX gas certificate	PTB 01 ATEX 1024
ATEX gas certificate	PTB 01 ATEX 1024
ATEX gas explosion protection	Ex II 2 G Ex db eb IIC T6 Gb
ATEX dust certificate	PTB 01 ATEX 1024
ATEX dust explosion protection	Ex II 2 D Ex tb IIIC T80 °C Db
Certificates	ATEX (PTB), China (NEPSI), IECEX (PTB), India (PESO)
Declaration of conformity	ATEX (EUK), China (CCC)

Electrical Data

Rated operational voltage AC	690 V
Rated operational current	25 A
Nominal power	15 hp
Auxiliary contact NC	2 NO/1x delayed
Auxiliary contact NO	without
Max. short-circuit protection	35 A
Tripping characteristic	gG
Frequency range	50 – 60 Hz

Auxiliary Power

Nominal voltage	480 V AC
-----------------	----------

Load disconnect switches and motor starters



Load disconnect switch

25 A

8146/5-V11-604-60-0010 Art. No. 221388

Ambient Conditions

Ambient temperature	-40°C ... +42°C
Ambient temperature	-40°F ... +107°F

Mechanical Data

Degree of protection (IP)	IP66
Enclosure material	Polyester, Glass fibre reinforced
Additional terminal	without
Min. auxiliary contact connection terminals	1,5 mm ²
Max. auxiliary connection connection terminals, finely stranded	4 mm ²
Min. connection cross section, solid	6 mm ²
Max. connection cross section, solid	0 mm ²
Min. connection cross-section, finely stranded	6 mm ²
Max. connection cross-section, finely stranded	6 mm ²
Min. solid conn. cr.-sect. AWG	AWG 10
Min. solid con. cr.-sect. AWG2	AWG 0
Max. solid conn. cr.-sect. AWG	AWG 0
Min. f.stra. con. cr.-sec. AWG	AWG 10
Min. f.str. con. cr.-sec. AWG2	AWG 0
Connection terminal auxiliary contact min. AWG	AWG 16
Connection terminal auxiliary contact solid max.	AWG 10
Connection terminal auxiliary contact finely stranded max.	AWG 12
Construction type	Standard
Width	170 mm
Width, inches	6.69 in
Height	227 mm
Height in inches	8.94 in
Depth	172 mm
Depth in inches	6.77 in
Service life, min.	10 ⁵ operating cycles
Handle colour	Black
Protective collar colour	Black
Seal	Silicone, foamed
Lockable in	Three times in 0 position
Detailed number of poles	6-pole
Weight	2.84 kg
Weight	6.26 lb

Components

Entry type	Standard 8161, moulded material
Cable gland	4 x M25 Ø 7 ... 17 mm 1x M20 Ø 4 ... 13 mm with plug

Load disconnect switches and motor starters

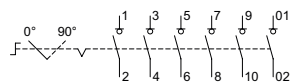


Load disconnect switch

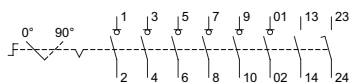
25 A

8146/5-V11-604-60-0010 Art. No. 221388

Technical Drawings – Subject to Alterations

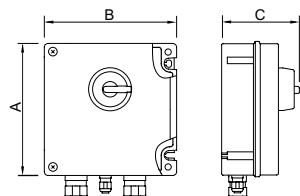


8146/5-V..-6..-00-.010
6-pole



8146/5-V..-6..-60-..10
6-pole + 1 NO
(1x ON delayed – OFF leading/1 x switching normally)

Dimensional Drawings (All Dimensions in mm [inches]) – Subject to Alterations



Version	Rated operational current	Product Type	Dimension A [mm]	Dimension B [mm]	Dimension C [mm]
3-pole	10 A	8146/ 5- V11- 300- 00- 1050 8146/ 5- V11- 300- 00- 0050	112.5	112.5	131
	16 A	8146/ 5- V11- 302- 00- 0050	170	112.5	132
		8146/ 5- V11- 302- 00- 1050	170	112.5	132
		8146/ 5- V11- 102- 00- 0110	170	170	172
		8146/ 5- V11- 102- 00- 0110	170	170	132
	20 A	8146/ 5- V11- 303- 00- 0010	170	170	132
	25 A	8146/ 5- V11- 104- 00- 0110	227	170	171
8146/ 5- V11- 304- 00- 1010		170	170	132	
40 A	8146/ 5- V11- 305- 00- 0010- K	340.5	170	176.5	
	8146/ 5- V11- 305- 00- 1010- K	340.5	170	176.5	
63–80 A	8146/ 5- V11- 306- 00- 0010- K	340.5	170	195	
	8146/ 5- V11- 306- 00- 1010- K	340.5	170	195	

Load disconnect switches and motor starters




Load disconnect switch

25 A

8146/5-V11-604-60-0010 Art. No. 221388

3-pole + N	10 A	8146/ 5- V11- 400- 00- 0050	112.5	112.5	131
	16 A	8146/ 5- V11- 402- 00- 0050	170	112.5	132.0
		8146/ 5- V11- 402- 00- 1050	170	112.5	132.0
	20 A	8146/ 5- V11- 403- 00- 0010K	170	170	132
	25 A	8146/ 5- V11- 404- 00- 0010	170	170	132
	40 A	8146/ 5- V11- 405- 00- 0010- K	340.5	340.5	195
63–80 A	8146/ 5- V11- 406- 00- 0010- K	340.5	340.5	195	
	8146/ 5- V11- 406- 00- 1010- K	340.5	340.5	195	
6-pole	25 A	8146/ 5- V11- 604- 60- 0010	227	170	172

Accessories

Auxiliary contact	Art. No.
	Note: The auxiliary contacts can only be retrofitted for 40 A, 63 A and 80 A versions. For all other versions, the auxiliary contact must be ordered separately when placing the order. Ret-rofitting is not possible for this.

We reserve the right to make alterations to the technical data, dimensions, weights, designs and products available without notice. The illustrations cannot be considered binding.