


8118/212-047-0 Art. No. 224643



- Compact, impact-resistant enclosure, also available in versions with integrated metal bracket for optimised mounting of cable glands
- Customer-specific equipping with terminals, cable glands and miniature fuses
- IP66 degree of protection

MY R. STAHL 8118B



R. STAHL Series 8118 terminal boxes are equipped, in accordance with customer specifications, with various terminal blocks and cable glands made from plastic or metal. If required, they are also equipped with miniature fuses. They are available in 3 design sizes and are made from glass fibre reinforced polyester resin.

Technical Data

Explosion Protection

Area of application	European Union (ATEX) IECEX
Application range (zones)	1, 2, 21, 22
IECEX gas certificate	IECEX PTB 06.0026
IECEX gas explosion protection	Ex ia ib IIC T6 Gb
IECEX dust certificate	IECEX PTB 06.0026
IECEX dust explosion protection	Ex tb IIIC T80 °C Db
ATEX gas certificate	PTB 99 ATEX 3103
ATEX gas explosion protection	⊕ II 2 G Ex ia ib IIC T6 Gb
ATEX dust certificate	PTB 99 ATEX 3103
ATEX dust explosion protection	⊕ II 2 D Ex tb IIIC T80 °C Db
Certificates	ATEX (PTB), Brazil (ULB), China (NEPSI), IECEX (PTB), India (PESO)
Ship approval	DNV
Declaration of conformity	China (CCC)
Explosion protection note	For product label, see area of application.

Electrical Data

Rated operational voltage AC	60 V
------------------------------	------

Ambient Conditions

Ambient temperature	-40 °C ... +75 °C (T6)
Ambient temperature	-40°F ... +167°F (T6)

Mechanical Data

IP degree of protection (IEC 60529)	IP66
Enclosure material	Polyester resin, Glass fibre reinforced
Enclosure colour	Dark grey
Flammability according to	IEC/EN 60695 UL 94 ASTM D635

8118/212-047-0 Art. No. 224643

Mechanical Data

Silicone-free	No
Cover	Screw-on cover
Cover fixing type	M4 stainless steel screws, With captive screws
Width	85 mm
Width, inches	3.35 in
Height	85 mm
Height in inches	3.35 in
Depth	55 mm
Depth in inches	2.17 in
Packaging unit	1
Weight	360 g
Weight	0.79 lb

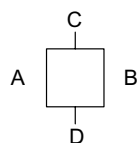
Mounting / Installation

Tightening torque of cover screw 1	1.4 Nm
Tightening torque of cover screw 1 lbf in	12.4 lbf in

Components

Entry 1	2 x 8161/8-M20-1304 (Provided separately)
Entry 1 type	Polyamide cable gland, blue
Entry 1	M20 x 1.5
Entry 1 clamping range	4 – 13 mm
Entry 1 clamping range, inch	0.16 – 0.51 in
Metal entry possible 1	No
Entry 2	1 x 8290/3-M20 (Provided separately)
Entry 2 type	Polyamide stopping plug
Entry 2	M20 x 1.5
Metal entry possible 2	No
Entries installation options/side	Size 1: 2x M20 (C+D)
Terminal rail	15 x 70 mm (1x)
Terminal rail	0,59 x 2,76 " (1x)
Type of terminals 1	3 x WAGO 264-724 4-conductor, 2.5 mm ² , blue
Type of terminals PE 1	1 x WAGO 264-220 4-conductor, 2.5 mm ² , grey
	For connection cross-sections, see the manufacturer's data sheet

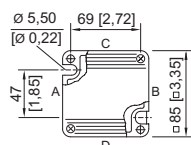
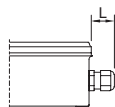
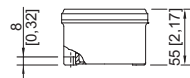
Technical Drawings – Subject to Alterations



"—" = marking for mounting options

8118/212-047-0 Art. No. 224643

Dimensional Drawings (All Dimensions in mm [inches]) – Subject to Alterations



Length L
 Projection dimension for cable gland of Series 8161:
 For M20: 25 to 31 [0.98 to 1.22]
 For M25: 27 to 33 [1.06 to 1.3]
 For M32: 32 to 39 [1.26 to 1.54]
 Projection dimension for cable gland with strain relief
 of Series HSK-K-MZ
 For M25: 41 [1.61]

8118/1.
 Enclosure SZ 1

Accessories

Plastic cable gland



8161/8-M20-1304, Ex i
 Plastic, M20 x 1.5, cable outer diameter 4 to 13 mm
 Lot size 50 pieces

Art. No.

239164

Stopping plug



8290/3-M20
 Plastic, M20 x 1.5
 Lot size 100 pieces

Art. No.

285773

Brass plate with thread



8118 SZ 1, plate 37 x 30 mm [1.46 x 1.18 inch]
 1 x M20 x 1.5 with M4 PE connection (left)
 Can be installed in enclosures of SZ 1, SZ 2 and SZ 3

Art. No.

168913



8118 SZ 1, plate 37 x 30 mm [1.46 x 1.18 inch]
 1 x M20 x 1.5 with M4 PE connection (right)
 Can be installed in enclosures of SZ 1, SZ 2 and SZ 3

Art. No.

168914

We reserve the right to make alterations to the technical data, dimensions, weights, designs and products available without notice. The illustrations cannot be considered binding.