

Installation equipment and accessories



Cable gland

Without reduction sealing insert

8161/8-M40-2817 Art. No. 239183



- For safely running cables into Ex e and Ex i areas
- Can be used in a temperature range from -60 to +75 °C, degree of protection IP68
- Available in Ex e and Ex i versions; the Ex i version is identified by a blue cap nut
- Cable dia. ranges from 1 to 48 mm
- Versions with multi-seal inserts

MY R. STAHL 8161B



R. STAHL's Series 8161/7 and 8161/8 cable glands can be used to safely run cables into Ex e enclosures. They are suitable for cable diameters between 1 and 48 mm. They are available for Ex e and Ex i electrical circuits – the Ex i version can be distinguished by its blue cap nut. A stopping plug for unused entries can be integrated into the entries.

Technical Data

Explosion Protection

Ex version	Ex i
Application range (zones)	1, 2, 21, 22
IECEX gas certificate	IECEX PTB 14.0011 X
IECEX gas explosion protection	Ex eb IIC Gb
IECEX dust certificate	IECEX PTB 14.0011 X
IECEX dust explosion protection	Ex tb IIIC Db
ATEX gas certificate	PTB 14 ATEX 1008 X
ATEX gas explosion protection	⊕ II 2 G Ex eb IIC Gb
ATEX dust certificate	PTB 14 ATEX 1008 X
ATEX dust explosion protection	⊕ II 2 D Ex tb IIIC Db
Certificates	ATEX (PTB), Brazil (ULB), IECEX (PTB), Korea (KGS)
Declaration of conformity	ATEX (EUK)

Ambient Conditions

Ambient temperature	-40 °C ... +75 °C
Use at the height of	< 2000 m

Mechanical Data

Strain relief	No
Degree of protection (IP)	IP66
Degree of protection note	IP68 at 5 bar 30 min. (IP protection according to IEC/EN 60529)
Sealing material	EPDM profile seal
Sealing ring material	EPDM
Material	Polyamide, Glass fibre reinforced
Silicone-free	Yes
Self-extinguishing	Yes
Flame-retardant	Yes
Halogen-free	Yes
Surface resistance	≤ 10 ¹³ Ω

Cable gland

Without reduction sealing insert

8161/8-M40-2817 Art. No. 239183

Mechanical Data

Clamping range	17 – 28 mm
Armouring type	Unarmoured cable types
Clamping range	17 ... 28 mm
Total length	52 to 65 mm
Dimension d1	51 mm
Dimension d2	28.3 mm
Dimension d4	30 mm
Width across corners	51 mm
Width across flats	46 mm
Thread size	M40
Thread length	12 mm
Thread pitch	1,5 mm
Impact strength (IEC 60079)	7 J
Impact strength	7 J
Colour	Blue
Lot size	10
Weight	68 g
Weight	0.15 lb

Dimensional Drawings (All Dimensions in mm [inches]) – Subject to Alterations



M = Thread size
 SW = Width across flats
 L1 = Thread length
 L = Total length

Cable glands without bend protection

Thread size	Width across flats	Total length	Total length (with long thread)	Thread length	Thread length (long thread)	Clamping range	Clamping range + reduction sealing insert	Di- men- sion d1	Di- men- sion d2	Di- men- sion d4
M12	16.00 mm	29 to 34 mm	35 to 40 mm	9 mm	15 mm	3 - 6 mm	1 - 6 mm	18 mm	7.3 mm	6.3 mm
M16	20.00 mm	31 to 37 mm	37 to 43 mm	9 mm	15 mm	5 - 9 mm	2 - 9 mm	22 mm	10.3 mm	9.3 mm
M20	24.00 mm	36 to 43 mm	41 to 48 mm	10 mm	15 mm	7 - 13 mm	4 - 13 mm	27 mm	13.3 mm	13.3 mm
M25	29.00 mm	38 to 46 mm	43 to 51 mm	10 mm	15 mm	10 - 17 mm	7 - 17 mm	32 mm	17.3 mm	17.3 mm
M32	36.00 mm	42 to 50 mm	45 to 53 mm	12 mm	15 mm	13 - 21 mm	9 - 21 mm	40 mm	21.3 mm	21.3 mm
M40	46.00 mm	52 to 65 mm	58 to 71 mm	12 mm	18 mm	17 - 28 mm	12 - 28 mm	51 mm	28.3 mm	30 mm

Installation equipment and accessories



Cable gland

Without reduction sealing insert

8161/8-M40-2817 Art. No. 239183

M50	55.00 mm	59 to 72 mm	63 to 76 mm	14 mm	18 mm	23 - 35 mm	16 - 35 mm	61 mm	35.3 mm	40 mm
M63	68.00 mm	64 to 78 mm	67 to 81 mm	15 mm	18 mm	34 - 48 mm	28 - 48 mm	75 mm	48.3 mm	53 mm

Accessories

Jam nut, nickel-plated brass

Art. No.



Material: Nickel-plated brass Lot size: 50
Thread size: M40

241563

Jam nut, plastic (-40 to +75 °C)

For mounting the cable entries in through holes

Art. No.



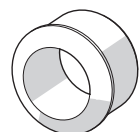
Material: Polyamide Lot size: 50
Thread size: M40

239465

Reduction sealing insert (standard), EPDM (-40 to +75 °C)

For cable glands

Art. No.



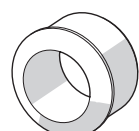
Connection thread: M40 x 1.5 Batch size: 10
Clamping range: 12 to 20 mm

239449

Reduction sealing insert, silicone (-60 to +75 °C)

For low temperatures

Art. No.



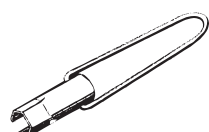
Connection thread: M40 x 1.5 Lot size: 10
Cable dia. range: 12 to 20 mm

239457

Special key

For tightening cable glands and cap nuts

Art. No.



Thread size: M40 Packaging unit: 1

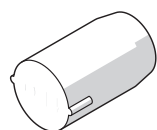
114210

Plug (-60 to +75 °C; depending on the cable gland used)

For sealing unused cable glands

Material: Polyamide

Art. No.



Diameter: 20 mm Lot size: 25

240057

Diameter: 28 mm Lot size: 25

240059

Spare Parts

Flat seal (standard), EPDM (-40 to +75 °C)

Replacement seals for cable glands

Art. No.

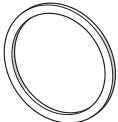
Installation equipment and accessories



Cable gland

Without reduction sealing insert

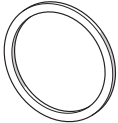
8161/8-M40-2817 Art. No. 239183

	For cable glands 8161/-M40-28 Lot size: 100 Connection thread: M40	222374
	For cable glands 8161/-M40-28 Lot size: 50 Connection thread: M40	222367

Silicone flat seal (-60 to +75 °C)

Replacement seals for low temperatures

Art. No.

	For cable glands 8161/-M40-28 Lot size: 100 Connection thread: M40	240252
--	---	--------

We reserve the right to make alterations to the technical data, dimensions, weights, designs and products available without notice. The illustrations cannot be considered binding.