

# Installation equipment and accessories

## Cable gland For low temperature



8161/7-M25-1710-LT Art. No. 239205



- For safely running cables into Ex e and Ex i areas
- Can be used in a temperature range from -60 to +75 °C, degree of protection IP68
- Available in Ex e and Ex i versions; the Ex i version is identified by a blue cap nut
- Cable dia. ranges from 1 to 48 mm
- Versions with multi-seal inserts

MY R. STAHL 8161B



R. STAHL's Series 8161/7 and 8161/8 cable glands can be used to safely run cables into Ex e enclosures. They are suitable for cable diameters between 1 and 48 mm. They are available for Ex e and Ex i electrical circuits – the Ex i version can be distinguished by its blue cap nut. A stopping plug for unused entries can be integrated into the entries.

### Technical Data

<b>Explosion Protection</b>	
Ex version	Ex e
Application range (zones)	1, 2, 21, 22
IECEX gas certificate	IECEX PTB 14.0011 X
IECEX gas explosion protection	Ex eb IIC Gb
IECEX dust certificate	IECEX PTB 14.0011 X
IECEX dust explosion protection	Ex tb IIIC Db
ATEX gas certificate	PTB 14 ATEX 1008 X
ATEX gas explosion protection	⊕ II 2 G Ex eb IIC Gb
ATEX dust certificate	PTB 14 ATEX 1008 X
ATEX dust explosion protection	⊕ II 2 D Ex tb IIIC Db
Certificates	ATEX (PTB), Brazil (ULB), IECEX (PTB), Korea (KGS)
Declaration of conformity	ATEX (EUK)
<b>Ambient Conditions</b>	
Ambient temperature	-60 °C ... +75 °C
Use at the height of	< 2000 m
<b>Mechanical Data</b>	
Strain relief	No
Degree of protection (IP)	IP66
Degree of protection note	IP68 at 5 bar 30 min. (IP protection according to IEC/EN 60529)
Sealing material	SI profile seal
Sealing ring material	SI
Material	Polyamide, Glass fibre reinforced
Silicone-free	No
Self-extinguishing	Yes
Flame-retardant	Yes
Halogen-free	Yes
Surface resistance	≤10 <sup>13</sup> Ω

# Installation equipment and accessories

## Cable gland For low temperature

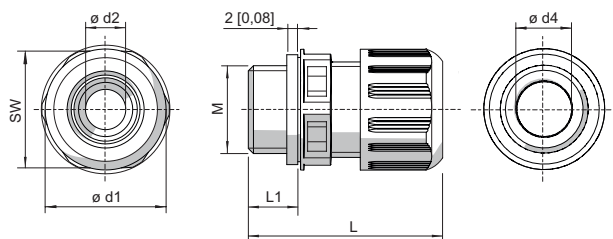


8161/7-M25-1710-LT Art. No. 239205

### Mechanical Data

Clamping range	10 – 17 mm
Armouring type	Unarmoured cable types
Clamping range	10 ... 17 mm
Total length	38 to 46 mm
Dimension d1	32 mm
Dimension d2	17.3 mm
Dimension d4	17.3 mm
Width across corners	32 mm
Width across flats	29 mm
Thread size	M25
Thread length	10 mm
Thread pitch	1,5 mm
Impact strength (IEC 60079)	4 J
Impact strength	7 J
Colour	Black
Lot size	50
Weight	19 g
Weight	0.04 lb

### Dimensional Drawings (All Dimensions in mm [inches]) – Subject to Alterations



M = Thread size  
 SW = Width across flats  
 L1 = Thread length  
 L = Total length

### Cable glands without bend protection

Thread size	Width across flats	Total length	Total length (with long thread)	Thread length	Thread length (long thread)	Clamping range	Clamping range + reduction sealing insert	Di-mension d1	Di-mension d2	Di-mension d4
M12	16.00 mm	29 to 34 mm	35 to 40 mm	9 mm	15 mm	3 - 6 mm	1 - 6 mm	18 mm	7.3 mm	6.3 mm
M16	20.00 mm	31 to 37 mm	37 to 43 mm	9 mm	15 mm	5 - 9 mm	2 - 9 mm	22 mm	10.3 mm	9.3 mm
M20	24.00 mm	36 to 43 mm	41 to 48 mm	10 mm	15 mm	7 - 13 mm	4 - 13 mm	27 mm	13.3 mm	13.3 mm
M25	29.00 mm	38 to 46 mm	43 to 51 mm	10 mm	15 mm	10 - 17 mm	7 - 17 mm	32 mm	17.3 mm	17.3 mm
M32	36.00 mm	42 to 50 mm	45 to 53 mm	12 mm	15 mm	13 - 21 mm	9 - 21 mm	40 mm	21.3 mm	21.3 mm
M40	46.00 mm	52 to 65 mm	58 to 71 mm	12 mm	18 mm	17 - 28 mm	12 - 28 mm	51 mm	28.3 mm	30 mm

# Installation equipment and accessories

## Cable gland For low temperature



8161/7-M25-1710-LT Art. No. 239205

M50	55.00 mm	59 to 72 mm	63 to 76 mm	14 mm	18 mm	23 - 35 mm	16 - 35 mm	61 mm	35.3 mm	40 mm
M63	68.00 mm	64 to 78 mm	67 to 81 mm	15 mm	18 mm	34 - 48 mm	28 - 48 mm	75 mm	48.3 mm	53 mm

### Accessories

#### Jam nut, nickel-plated brass

Art. No.



Material: Nickel-plated brass Lot size: 100  
Thread size: M25

241561

#### Jam nut, plastic (-40 to +75 °C)

##### For mounting the cable entries in through holes

Art. No.



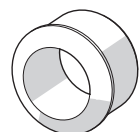
Material: Polyamide Lot size: 100  
Thread size: M25

239463

#### Reduction sealing insert (standard), EPDM (-40 to +75 °C)

##### For cable glands

Art. No.



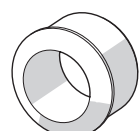
Connection thread: M25 x 1.5 Batch size: 25  
Clamping range: 7 to 12 mm

239447

#### Reduction sealing insert, silicone (-60 to +75 °C)

##### For low temperatures

Art. No.




Connection thread: M25 x 1.5 Lot size: 25  
Cable dia. range: 7 to 12 mm

239455

#### Special key

Art. No.



Thread size: M25 Packaging unit: 1

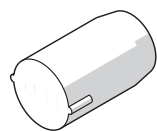
114205

#### Plug (-60 to +75 °C; depending on the cable gland used)

##### For sealing unused cable glands

Material: Polyamide

Art. No.



Diameter: 12 mm Lot size: 50

240049

Diameter: 17 mm Lot size: 50

240056

### Spare Parts

#### Flat seal (standard), EPDM (-40 to +75 °C)

##### Replacement seals for cable glands

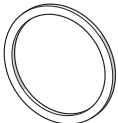
Art. No.

# Installation equipment and accessories

## Cable gland For low temperature



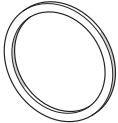
8161/7-M25-1710-LT Art. No. 239205

	For cable glands 8161/.-M25-17 Lot size: 100 Connection thread: M25	222372
	For cable glands 8161/.-M25-17 Lot size: 50 Connection thread: M25	222365

### Silicone flat seal (-60 to +75 °C)

#### Replacement seals for low temperatures

Art. No.

	For cable glands 8161/.-M25-17 Lot size: 100 Connection thread: M25	240250
--	--	--------

We reserve the right to make alterations to the technical data, dimensions, weights, designs and products available without notice. The illustrations cannot be considered binding.