

# Control and signalling devices

## Control device system ConSig 8040 series

STAHL

ConSig

8040/1278X-01L12SA05-10L07SA05 Art. No. 244095



- Flexible: Modular design and three sizes make customer-specific versions possible
- Lightweight enclosure made of glass fibre reinforced polyester resin (GRP), suitable for the marine industry and offshore applications

MY R. STAHL 8040B



With the R. STAHL Series 8040 control device system, you can get a clear overview of the control devices. The three combinable sizes and the modular design offer flexibility. You can choose from one standard version and customised variants.

### Technical Data

#### Explosion Protection

Scope of validity	IECEX European Union (ATEX)
Application range (zones)	1, 2, 21, 22
IECEX gas certificate	IECEX PTB 06.0025
IECEX gas explosion protection	Ex db eb IIC T6 Gb
IECEX dust certificate	IECEX PTB 06.0025
IECEX dust explosion protection	Ex tb IIIC T80 °C Db
ATEX gas certificate	PTB 01 ATEX 1105
ATEX gas explosion protection	⊕ II 2 G Ex db eb IIC T6 Gb
ATEX dust certificate	PTB 01 ATEX 1105
ATEX dust explosion protection	⊕ II 2 D Ex tb IIIC T80 °C Db
Certificates	ATEX (PTB), Canada (UL), China (NEPSI), IECEX (PTB), Korea (KGS), USA (UL)
Ship approval	DNVGL
Declaration of Conformity	ATEX (EUK), China (CCC)
Explosion protection note	Product label may vary. Series devices are labelled with ATEX and IECEX.

#### Electrical Data

Rated operational voltage AC	690 V
Rated operational current	6 A (T6)

#### Ambient Conditions

Ambient temperature	-60 °C ... +40 °C (T6)
Ambient temperature	-76 °F ... +104 °F (T6)

#### Mechanical Data

Degree of protection IP (IEC 60529)	IP66
Enclosure material	Polyester resin, Glass fibre reinforced
Enclosure colour	Dark grey
Silicone-free	No
AWG clamping range	14 AWG
Connection cross-section max.	2.5 mm <sup>2</sup>

8040/1278X-01L12SA05-10L07SA05 Art. No. 244095

### Mechanical Data

Solid connection cross section	0.32 – 2.5 mm <sup>2</sup>
Connection cross-section AWG single stranded	22 AWG ... 14 AWG
Finely stranded connection cross section	0.32 – 2.5 mm <sup>2</sup>
Finely stranded connection cross-section AWG	22 AWG ... 14 AWG
Cover fixing type	With captive screws, M4 stainless steel screws
Width	80 mm
Width, inches	3.15 in
Height	139 mm
Height in inches	5.47 in
Depth	72 mm
Depth in inches	2.76 in
Seal	Silicone, foamed
Weight	355 g
Weight	0.78 lb

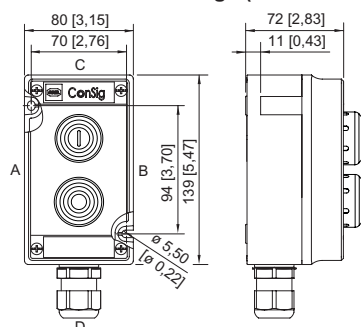
### Mounting / Installation

Tightening torque of cover screw 1	1.4 Nm
Tightening torque of cover screw 1 lbf in	12.4 lbf in

### Components

Installation position top	Pushbutton, Green – "START", With silicone seal
Built-in element top	Contact element NC/NO
Installation position bottom	EM-STOP mushroom stay-put but., Red – (rotating arrow), With silicone seal
Built-in element bottom	Contact element NC/NO
Flange and plates	Metal plate, bottom
Cable glands and entries	1 x M20 Ø4 ... 13 mm
Entry type	Standard 8161, moulded material
Entry 1	1 x 8161/7-M20-1304-LT
Entry 1 type	Polyamide cable gland, black
Entry 1	M20 x 1.5
Entry 1 terminal area	4 – 13 mm
Entry 1 clamping range, inch	0.16 – 0.51 in
Metal entry possible 1	Yes

### Dimensional Drawings (All Dimensions in mm [inches]) – Subject to Alterations




ConSig 8040/12


8040/1278X-01L12SA05-10L07SA05 Art. No. 244095

## Accessories

### Mushroom stay-put button EM-STOP




		Art. No.
	Ø 39 mm Yellow/red Designation plate: With yellow backing plate Front panel mounting Silicone-free: No	223698

### Pushbutton BG001






		Art. No.
	Ø 39 mm Black Designation plate: Black, blank disc without text Front panel mounting Silicone-free: No	223692

## Spare Parts

### Label holder

		Art. No.
	Size 1, without insert disc, 1-line label for actuators Ø 39	223566
	Size 2, without insert disc, 1- or 2-line label for actuators Ø 39	223567
	Size 3, without insert disc, 1-, 2- or 3-line label for actuators Ø 39	223568

### Locking devices





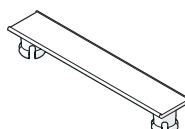
		Art. No.
	8602C3-752 for actuated mushroom stay-put button BG010, BG012	244869
	8602C3-753 for not actuated pushbutton BG001	244870
	8602C3-754 for actuated pushbutton BG001	244871
	8602C3-755 for not actuated pushbutton BG001	244872
	8602C3-756 for actuated mushroom stay-put button BG010, BG012	244873

# Control and signalling devices

## Control device system ConSig 8040 series



8040/1278X-01L12SA05-10L07SA05 Art. No. 244095

	8602C3-758 for not actuated mushroom stay-put button BG010, BG012	244874
<b>Protective collar</b>		<b>Art. No.</b>
	8602C3-751 plastic/yellow for mushroom stay-put button with key lock/mushroom stay-put button dia. 39 BG006, BG009, BG010, BG012	257708
	8602C3-751 plastic/red for mushroom stay-put button with key lock/mushroom stay-put button dia. 39 BG006, BG009, BG010, BG012	257707
<b>Special key</b>		<b>Art. No.</b>
	for tightening plastic locking nut	169101
<b>Tag label</b>		<b>Art. No.</b>
	plain for attaching to enclosure 8040; moulded material; with paper insert strip	130673

We reserve the right to make alterations to the technical data, dimensions, weights, designs and products available without notice. The illustrations cannot be considered binding.