



- The latest LED technology with a high luminous efficacy and a long service life
- Extremely high luminaire efficacy
- Can be adjusted from a 1.5 to a 3.0 h rated operating time
- Luminous flux after 100,000 h still 90% of the starting luminous flux
- Optionally with DALI for controlling and monitoring the luminaire
- Automatic weekly function test and annual rated operating time test

### MY R. STAHL 6409C



The emergency luminaire with Series 6409/4 LED with integrated battery can be installed in stand-by switching, continuous mode or in switchable stand-by switching. A weekly functional test and annual rated operating time test are performed automatically. The results are indicated by an LED.

## Technical Data

### Explosion Protection

Ex version	Yes
Application range (zones)	2, 21, 22
IECEX gas certificate	IECEX IBE 16.0047
IECEX gas certificate	IECEX IBE 16.0047
IECEX gas explosion protection	Ex db ec IIC T4 Gc
IECEX dust certificate	IECEX IBE 16.0047
IECEX dust explosion protection	Ex tb op is / tc IIIC T100 °C Db
ATEX gas certificate	IBExU 16 ATEX 1233
ATEX gas certificate	IBExU 16 ATEX 1233
ATEX gas explosion protection	⊕ II 3 G Ex db ec IIC T4 Gc
ATEX dust certificate	IBExU 16 ATEX 1233
ATEX dust explosion protection	⊕ II 2 D Ex tb op is / tc IIIC T100 °C Db
Certificates and approvals	ATEX IECEX UKEX
Certificates	ATEX (IBE), IECEX (IBE), India (PESO)
Declaration of conformity	ATEX (EUK), Declaration of Conformity (AUS)

### Electrical Data

Rated operational voltage AC	110 ... 240 V
Battery version	NiCd battery, gas-tight
Battery operating voltage	6 V
Battery capacity	7 Ah
Self-test function	With (standard)
Frequency range	50 – 60 Hz

### Lighting Data

Number of lamps	1
Lamp wattage	45 W
Lamp	LED

# Lighting

## Emergency luminaire With LED

### GRP

6409/4148-5103-162-1110-11-850011 Art. No. 267861



#### Lighting Data

Light colour	5000 K – neutral white
Light distribution	120°x120° with diffusing glass
Luminaire efficacy	129 lm/W
Luminous flux	5810 lm
Operating time	1.5h emergency lighting operation
Emergency light output	35% – 1.5 h
Colour rendering	≥ 80
Colour temperature	5000 K

#### Ambient Conditions

Ambient temperature	-30 °C ... +50 °C Note: Through wiring Max. 3x16 A -30 °C ... +55 °C Note: Through wiring 2 Max. 3x10 A
---------------------	--

#### Mechanical Data

Version	Standard
IP degree of protection (IEC 60598)	IP66/IP67
Enclosure material	Polyester resin, Glass fibre reinforced
Enclosure colour	Light grey (RAL 7035)
Diffuser	With diffuser
Sealing material	Silicone
Silicone-free content	Contains silicone
Translucent cover material	Polycarbonate
Installed terminal strip	PE + N + L1 + L2 + L3 + L´
Max. solid connection terminals	6 mm <sup>2</sup>
Max. finely stranded connection terminals	4 mm <sup>2</sup>
Type of connection cable	Finely stranded Solid
Size	4
Width	183.5 mm
Height	125 mm
Length	1467 mm
Impact strength (IEC 62262)	IK10
Weight	8.1 kg
Weight	17.86 lb
Disconnection of the luminaire	All-pole disconnection

#### Components

Threaded plate	2x plastic
Ballast	LED NLE 80W 110-240V/7Ah/1.5h/
Through wiring	With 6 conductors 2.5 mm <sup>2</sup>
Drilled holes	3 x M25
Cable glands and entries	2 x M25 Ø 7 ... 17 mm
Material cable gland	Polyamide, black
Stopping plugs	2 x M25 x 1.5
Stopping plug material	Polyamide, black
Cable entry material	Polyamide, black
Accessories	Provided

# Lighting

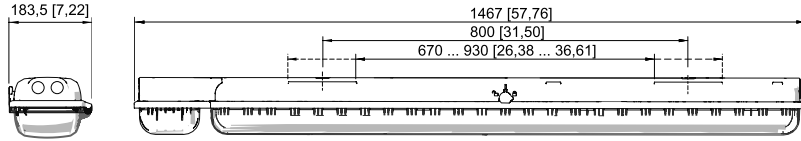
## Emergency luminaire With LED

### GRP

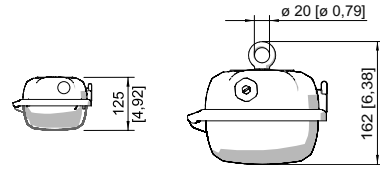
6409/4148-5103-162-1110-11-850011 Art. No. 267861



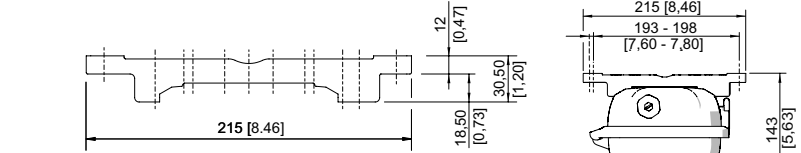
#### Dimensional Drawings (All Dimensions in mm [inches]) – Subject to Alterations



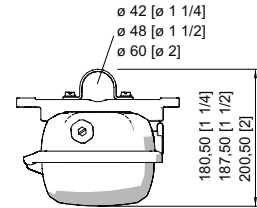
Size 4



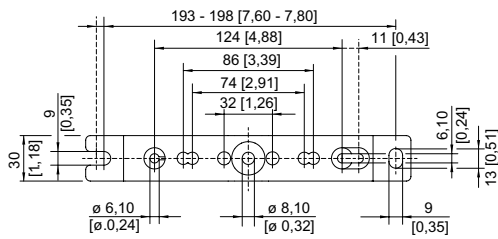
Ring bolt fitted in insert nut of the luminaire



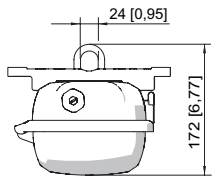
Mounting rail



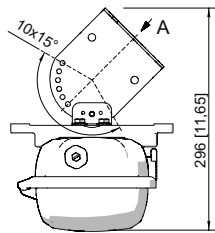
Pipe clamp fitted in mounting rail



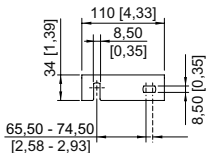
Mounting rail



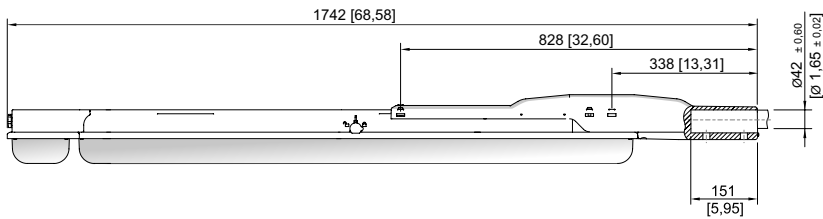
Mounting bracket fitted in mounting rail



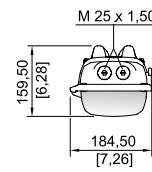
A



Wall mounting bracket fitted in mounting rail

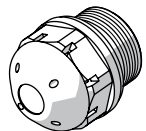


Size 4



## Accessories

### Breather



Thread: M25 x 1.5 (20 pieces); without jam nut

Art. No.

285780

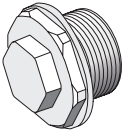
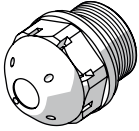

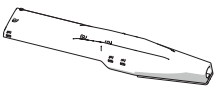
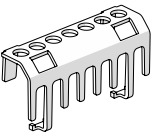
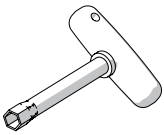
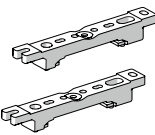
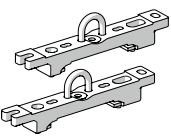
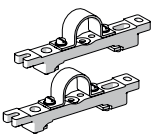
# Lighting

## Emergency luminaire With LED

GRP

6409/4148-5103-162-1110-11-850011 Art. No. 267861



	Thread: M25 x 1.5 (1 piece); for installation in light fittings; made from stainless steel; without jam nut	296608
	M25 x 1.5 in order to avoid condensate formation	115738
<b>Holder for translucent cover</b>		<b>Art. No.</b>
	The fall prevention system for the light fitting cover prevents the light fitting cover from falling accidentally when the light fitting is opened.	226791
<b>Pole mounting sleeve</b>		<b>Art. No.</b>
	for the subsequent mounting on lights size 2 and size 4, completely with assembly parts (for pipe diameter 42 mm)	227512
<b>Protection against accidental contact</b>		<b>Art. No.</b>
	The protection against accidental contact prevents maintenance technicians and electrical installers from accidentally touching conductive parts. The degree of protection is increased to IP20 when the protection against accidental contact is used.	283153
<b>Box spanner</b>		<b>Art. No.</b>
	M8 / A/F 13; For actuating the central lock	222430
<b>Mounting rail</b>		<b>Art. No.</b>
	for a variable mounting distance; 1 pair	222826
<b>Mounting bracket</b>		<b>Art. No.</b>
	mounting clamp mounted on a mounting rail for a variable mounting distance; 1 pair	222456
<b>Pipe clamp</b>		<b>Art. No.</b>
	R 1 1/2"; with mounting rail for a variable mounting distance; material: stainless steel; 1 pair	222459
	R 1 1/4"; with mounting rail for a variable mounting distance; Material: stainless steel; 1 pair	222458
	R 2"; with mounting rail for a variable mounting distance; Material: stainless steel; 1 pair	222460

# Lighting

Emergency luminaire With LED

GRP

6409/4148-5103-162-1110-11-850011 Art. No. 267861



## Ring bolt

Art. No.

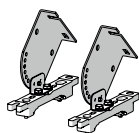


M8, direct mounting in insert nuts; 1 pair

115736

## Ceiling and wall mounting bracket

Art. No.



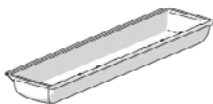
mounted on a mounting rail for a variable mounting distance; Material: stainless steel; Lamp can be swiveled in steps of 15°; 1 pair

222827

## Spare Parts

### Cover

Art. No.

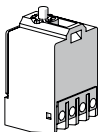


for luminaire size 4

222428

### Contact element

Art. No.

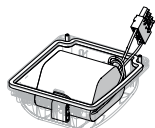


8080/1-3-L 2 NC contact element

132527

### Battery set

Art. No.



Battery cover with built-in battery. Gas-tight NiCd battery; 7 Ah / 6 V

223532

We reserve the right to make alterations to the technical data, dimensions, weights, designs and products available without notice. The illustrations cannot be considered binding.