


8530/1-RCCB-STAA1N-30-40-500-3 Art. No. 269647



- Modular component for residual current monitoring
- Can be used for pulsating direct currents and alternating currents
- Fault protection, protection of persons and protection against electrically ignited fires due to residual current to earth

MY R. STAHL 8530B



The R. STAHL 8530 series residual current circuit breaker is a component for residual current monitoring and switches off systems in the event of residual currents – for reliable protection of persons even in hazardous areas. It is suitable for pulsating direct currents and alternating currents and is designed for rated operational currents of 16, 25, 40, or 63 A and rated residual currents of 10, 30, 100, 300 and 500 mA. The residual current tripping variants A, AS, AP-R, B, BS, B+ and F, as well as an A110V version, are available.

Technical Data

Explosion Protection

| | |
|--------------------------------|--|
| Application range (zones) | 1 2 |
| Application range (Zone) note | For use in Zone 21/22 when protected by Ex tb/tc enclosure |
| IECEX gas certificate | IECEX FMG 19.0029U |
| IECEX gas explosion protection | Ex db eb IIC Gb |
| ATEX gas certificate | FM19ATEX0191U |
| ATEX gas explosion protection | Ex II 2 G Ex db eb IIC Gb |
| Certificates | ATEX (FM), Brazil (ULB), China (CQST), IECEX (FM) |
| Declaration of Conformity | Certificate of conformity (ATEX), China (CCC) |

Electrical Data

| | |
|---|--|
| Rated operational voltage AC | 230 V |
| Rated operational current | 40 A |
| Frequency | 50/60 Hz |
| Rated breaking capacity max | 1 kA |
| Rated short-circuit current | 10 kA |
| Electrical service life | 10 ⁴ |
| Mechanical service life | 2 x 10 ⁴ |
| Rated residual current | 0.03 A |
| 1st auxiliary function | Auxiliary contact 1 change-over contact + fault signal contact 1 change-over contact |
| 1st auxiliary function for AC rated voltage | 230 V |
| 1st auxiliary function for rated current max. | 2 A |
| 2nd auxiliary function | without |
| Release type | Sensitive to alternating/pulse current |
| No. of poles | 1-pole + N |

8530/1-RCCB-STAA1N-30-40-500-3 Art. No. 269647

Electrical Data

| | |
|--------------|---------------|
| Back-up fuse | max. 100 A gG |
|--------------|---------------|

Ambient Conditions

| | |
|--------------------------|---|
| Ambient temperature | -25 °C ... 55 °C |
| Ambient temperature | -13°F ... +131°F |
| Ambient temperature note | Deviating ambient temperatures based on current certificates available on request |

Mechanical Data

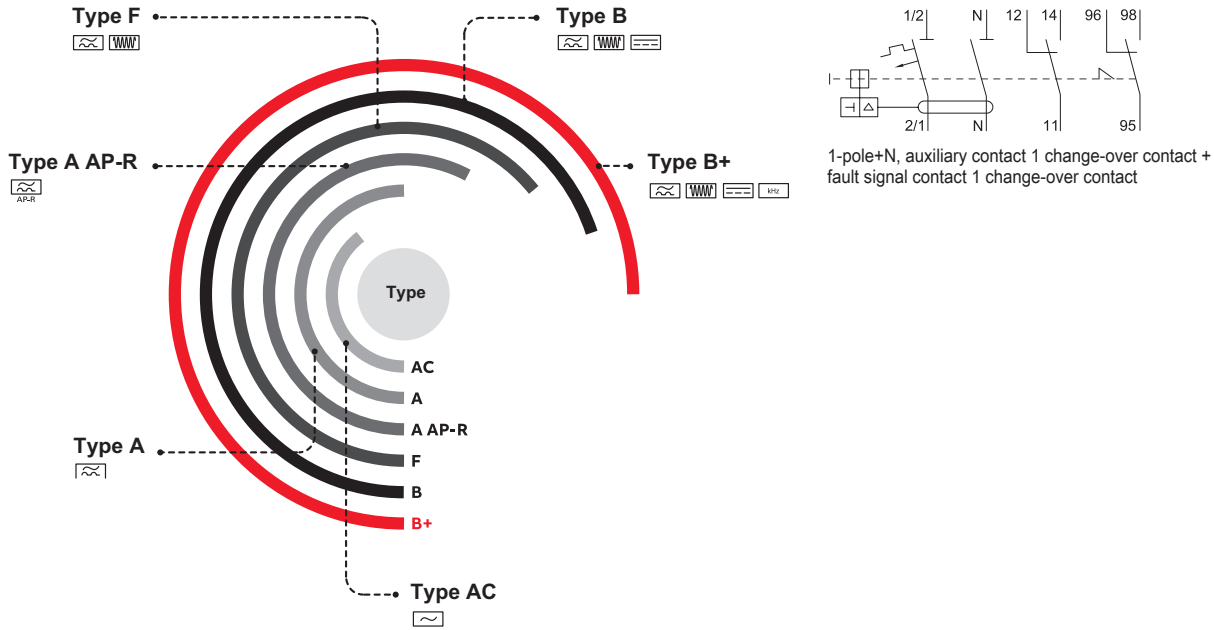
| | |
|--|--|
| Degree of protection (IP) (IEC 60529) | IP2X |
| Enclosure material | Thermoplast |
| Connection cross section min. | 1.5 mm ² |
| Connection cross-section max. | 25 mm ² |
| Connection cross-section min. AWG | 16 AWG |
| Connection cross-section AWG max. | 4 AWG |
| Connection cross-section 2 min. | 1.5 mm ² |
| Connection cross-section 2 max. | 10 mm ² |
| Connection cross-section 2 min. AWG | 16 AWG |
| Connection cross-section 2 max. AWG | 8 AWG |
| Connection cross-section of auxiliary contact min. | 0.5 mm ² |
| Connection cross-section of auxiliary contact max. | 4 mm ² |
| Connection cross-section of auxiliary contact AWG min. | 26 |
| Connection cross-section of auxiliary contact AWG max. | 12 |
| Min. tightening torque | 2 Nm |
| Max. tightening torque | 3 Nm |
| Connection cross-section note | <p>2-conductor connection (upper and lower chamber at the same time): - upper and lower chamber max. 16 / 10 mm² (A maximum difference of one cross section may be clamped between the upper and lower chamber.)</p> <p>The permitted combinations of connection cross-sections can be found in the operating instructions.</p> |
| Width | 83 mm |
| Width, inches | 3.27 in |
| Length | 165 mm |
| Length, inches | 6.5 in |
| Depth of cut-out | 138.3 mm |
| Mounting depth, inches | 5.44 in |
| Weight | 1.2 kg |
| Weight | 2.646 lb |

Mounting / Installation

| | |
|--|---------------------|
| Tightening torque | 2 – 3 Nm |
| Tightening torque lbf in | 17.7 to 26.6 lbf-in |
| Tightening torque auxiliary contact | 0.4 – 0.6 Nm |
| Tightening torque auxiliary contact lbf in | 3.5 to 5.3 lbf in |

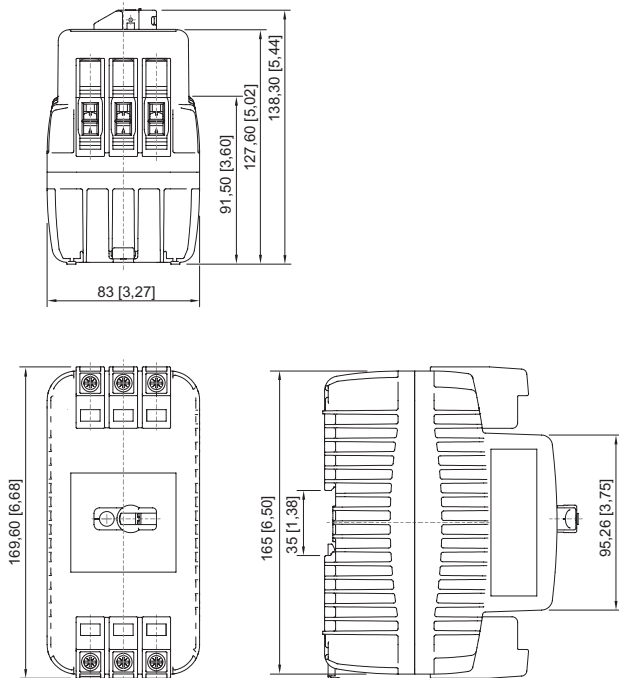
8530/1-RCCB-STAA1N-30-40-500-3 Art. No. 269647

Technical Drawings – Subject to Alterations



Tripping type (see type code)

Dimensional Drawings (All Dimensions in mm [inches]) – Subject to Alterations



8530/1; 3 partition units

Accessories

Cylinder lock



for closing (bracket Ø 3)

Art. No.

107115

8530/1-RCCB-STAA1N-30-40-500-3 Art. No. 269647

Fastening set



A fastening set for attaching the component to the mounting plate without a DIN rail.

Art. No.

276618

Locking device quadruple



A lock-out / tag-out scissor for individual locking of the component using up to 4 cylinder locks.

Art. No.

227232

We reserve the right to make alterations to the technical data, dimensions, weights, designs and products available without notice. The illustrations cannot be considered binding.