

Control and signalling devices

LED illuminated pushbutton for panel mounting



8018/3213-al-6 Art. No. 269791



- For installation in enclosure wall, enclosure cover, panels or control cabinets
- Installation using a single dia. 30 mm hole
- Beneficial LED technology: Extremely long service life, high luminance, low heat build-up
- Reliable explosion protection thanks to flameproof contact elements and lighting elements

MY R. STAHL 8018B



R. STAHL Series 8018 LED illuminated pushbuttons switch load, control and signal circuits and show command statuses via a light signal, the colour of which can be determined using the colour filter included in the delivery: Red, yellow, green, blue or white. The long-lasting LEDs ensure high luminance and minimal heat build-up. The buttons are supplied with a connection cable.

Technical Data

Explosion Protection

Area of application	European Union (ATEX) IECEX CCC
Application range (zones)	1, 2, 21, 22
IECEX gas certificate	IECEX PTB 07.0011X
IECEX gas explosion protection	Ex db mb ia IIC T6 Gb
IECEX dust certificate	IECEX PTB 07.0011 X
IECEX dust explosion protection	Ex tb IIIC T80 °C Db
ATEX gas certificate	PTB 02 ATEX 2129 X
ATEX gas explosion protection	⊕ II 2 G Ex db mb ia IIC T6 Gb
ATEX dust certificate	PTB 02 ATEX 2129 X
ATEX dust explosion protection	⊕ II 2 D Ex tb IIIC T80 °C Db
Certificates	ATEX (PTB), China (CQST), IECEX (PTB)
Declaration of conformity	ATEX (EUK), China (CCC)
Notes	Product label may vary. Series devices are labelled with ATEX and IECEX.

Electrical Data

DC rated operational voltage	30 V
Rated operational voltage, indicator lamp part	$U_i = 10.8$ to 28 V DC
Rated operational current, indicator lamp part	$I_i = 150$ mA
Rated operational power	1 W
Electrical service life	10^5 lighting hours

Lighting Data

Lamp	White LED
------	-----------

Control and signalling devices

LED illuminated pushbutton for panel mounting



8018/3213-al-6 Art. No. 269791

Lighting Data

Luminous colour	White Red Green Blue Yellow
-----------------	---

Ambient Conditions

Ambient temperature	-30 °C ... +60 °C
Ambient temperature	-22 °F ... +140 °F

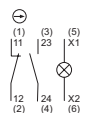
Mechanical Data

Degree of protection (IP) (IEC 60529)	IP65
Enclosure material	Polyamide
Contact material	Silver-nickel, gold-plated
Silicone-free	Yes
Conductor length	6 m
Conductor length, inches	236 in
Depth of cut-out	104.5 mm
Mounting depth in inches	4.11 in
Contacts	1 NC + 1 NO
Service life, min.	10 ⁶ operating cycles
Weight	740 g
Weight	1.63 lb

Mounting / Installation

Connection	H05 6 x 0.75 mm ² conductor
------------	--

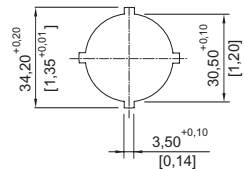
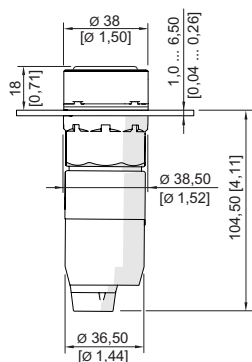
Technical Drawings – Subject to Alterations



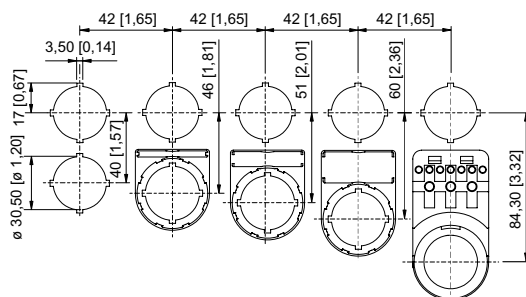
Schematic 8018/3.13

The numbers in brackets correspond to the core marking

Dimensional Drawings (All Dimensions in mm [inches]) – Subject to Alterations



Punch pattern



LED illuminated pushbutton

Accessories

Actuator


Art. No.

Control and signalling devices


LED illuminated pushbutton for panel mounting





8018/3213-al-6 Art. No. 269791

	for illuminated pushbutton (spring return)	155163
--	--	--------

Spare Parts

Colour filter		Art. No.
	Colour filter for illuminated pushbutton 8018, all colours	155461

Closing part		Art. No.
	8602C3-733-B for closing unused holes in cover, dia. 30.5 mm, NBR	244306
	8602C3-733-S for closing unused holes in cover, dia. 30.5 mm, silicone	244307

Colour filter		Art. No.
	for white illuminated pushbutton	155877
	for red illuminated pushbutton	155882
	for yellow illuminated pushbutton	155885
	for green illuminated pushbutton	155888
	for blue illuminated pushbutton	155891

We reserve the right to make alterations to the technical data, dimensions, weights, designs and products available without notice. The illustrations cannot be considered binding.