

# Control and signalling devices

## Control devices for panel mounting

Ex e

8003/111-003 Art. No. 269811



PanSiG



- Flexible configuration thanks to pushbutton, mushroom push-button, mushroom stay-put button, mushroom stay-put button with key lock, key-operated button and key-operated switch
- Easy to install using a single hole
- Codable "latching", "spring return" and "key not removable" functions
- Spring clamp terminals with connection chamber

MY R. STAHL 8003B



R. STAHL Series 8003 switches and control buttons for panel mounting take on various switching functions in latching and spring return positions up to 6 A, which can be subsequently recoded. They are fully certified, explosion-protected equipment with an Ex e connection chamber. With the patented mounting mechanism, panel mounting with drilled holes or openings of 30.5 mm is quick and easy.

Compatible actuators are available for a comprehensive range of applications.

## Technical Data

### Explosion Protection

Area of application	European Union (ATEX) IECEX CCC
Application range (zones)	1, 2, 21, 22
IECEX gas certificate	IECEX PTB 06.0065X
IECEX gas explosion protection	Ex db eb IIC T6 Gb
IECEX dust certificate	IECEX PTB 06.0065X
IECEX dust explosion protection	Ex tb IIIC T80 °C Db
ATEX gas certificate	PTB 02 ATEX 1057 X
ATEX gas explosion protection	⊕ II 2 G Ex db eb IIC T6 Gb
ATEX dust certificate	PTB 02 ATEX 1057 X
ATEX dust explosion protection	⊕ II 2 D Ex tb IIIC T80 °C Db
Certificates	ATEX (PTB), China (CQST), IECEX (PTB), Korea (KGS)
Declaration of conformity	ATEX (EUK), China (CCC)
Notes	Product label may vary. Series devices are labelled with ATEX and IECEX.

### Electrical Data

AC rated operational voltage	500 V
Rated operational current	6 A
Rated operational current	6 A
Switching capacity AC-12	500 V / 6 A / max. 3000 VA
Switching capacity AC-15	400 V / 6 A / max. 1250 VA
Switching capacity DC-13	110 V / 1 A / max. 110 W
Switching capacity DC-13 2 contact elements in series	60 V/6 A

### Ambient Conditions

Ambient temperature	-20 °C ... 60 °C
---------------------	------------------

# Control and signalling devices

## Control devices for panel mounting



Ex e

8003/111-003 Art. No. 269811

### Ambient Conditions

Ambient temperature -4 °F ... +140 °F

### Mechanical Data

Degree of protection (IP) (IEC 60529) Reverse side IP65, front side IP66

Enclosure material Polyamide

Contact material Silver-nickel

Silicone-free Yes

Number of NCs 1

Number of NOs 1

Connection cross-section 0.75 ... 1.5 mm<sup>2</sup>

Connection cross-section AWG 18 AWG ... 12 AWG

Mounting depth 130 mm

Mounting depth in inches 5.12 in

Service life, min. 10<sup>5</sup> operating cycles

Weight 196 g

### Mounting / Installation

Tightening torque 3 N · m

Tightening torque lbf in 26.55 lbf in

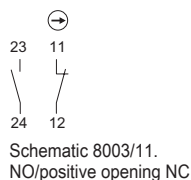
### Components

Actuator Mushroom pushbutton

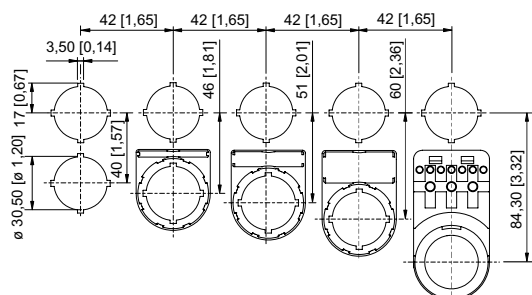
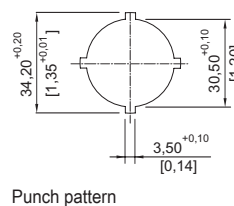
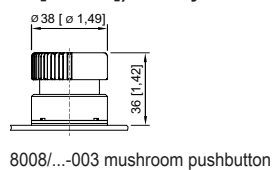
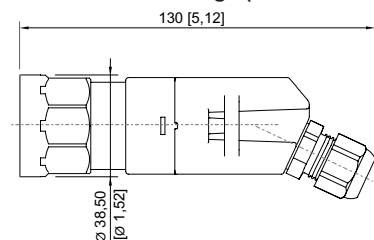
Entry 1 8161/7-M16-0902

Entry 1 type Polyamide cable gland, black

### Technical Drawings – Subject to Alterations



### Dimensional Drawings (All Dimensions in mm [inches]) – Subject to Alterations



Cut-out with/without additional designation plate

# Control and signalling devices

## Control devices for panel mounting




Ex e


8003/111-003 Art. No. 269811

### Accessories

#### Actuators




		Art. No.
	Mushroom pushbutton dia. 38 mm, black	155526

#### Closing part


		Art. No.
	8602C3-733-B for closing unused holes in cover, dia. 30.5 mm, NBR	244306
	8602C3-733-S for closing unused holes in cover, dia. 30.5 mm, silicone	244307

### Spare Parts




#### Label holder

		Art. No.
	Label holder, size 1, without insert disc Labelling: 1-line can be installed in dia. 30.5 mm drilled holes for actuators	155632
	Label holder, size 2, without insert disc Labelling: 1- or 2-line can be installed in dia. 30.5 mm drilled holes for actuators	155687
	Label holder, size 3, without insert disc Labelling: 1-, 2- or 3-line can be installed in dia. 30.5 mm drilled holes for actuators	155844

#### Protective collar

		Art. No.
	8602A0751 metal for pushbutton/selector switch/mushroom stay-put button with key lock/mushroom stay-put button/mushroom pushbutton dia. 39 BG001, BG003, BG005, BG008, BG009, BG010, BG012	155326

#### Designation plates for pushbuttons and selector switches

		Art. No.
	Colour: White Text: START	155889
	Colour: Green Text: START	155721
	Colour: Blue Text: RESET	155894

# Control and signalling devices

## Control devices for panel mounting














Ex e

8003/111-003 Art. No. 269811

### Designation plates for pushbuttons and selector switches

Art. No.

	Colour: Black Text: Ab	155886
	Colour: Black Text: Auf	155883
	Colour: Black Symbol: Arrow	155749
	Colour: Black Symbol: Arrow	155761
	Colour: Black Text: Links	155827
	Colour: Black Text: Rechts	155837
	Colour: Black Text: Open	155868
	Colour: Black Text: CLOSE	155878
	Colour: Black Text: Zu	155874
	Colour: Red Text: OFF	155654
	Colour: Green Text: ON	155671

# Control and signalling devices

## Control devices for panel mounting



Ex e

8003/111-003 Art. No. 269811

### Designation plates for pushbuttons and selector switches

Art. No.

	Colour: Red Text: AUS	155634
--	--------------------------	--------

### Insert discs for label holder

Art. No.

	One-line Plain Material: PVC Colour: White Self-adhesive	238271
	Two-line Plain Material: PVC Colour: White Self-adhesive	238272
	Three-line Plain Material: PVC Colour: White Self-adhesive	238273

### Designation plates for pushbuttons and selector switches

Art. No.

	Colour: Black Text: EIN	155862
	Colour: Black Text: AUS	155806
	Colour: Black Text: STOP	155795
	Colour: Black Text: I	155846
	Colour: Green Text: I	155689
	Colour: White Text: I	155892

# Control and signalling devices

## Control devices for panel mounting













Ex e

8003/111-003 Art. No. 269811

### Designation plates for pushbuttons and selector switches

Art. No.

	Colour: Black Text: II	155854
	Colour: Green Text: II	155706
	Colour: Red Text: O	155596
	Colour: Black Text: O	155783
	Colour: Black Text: I O	155771
	Colour: Blue Blank disc without text	155911
	Colour: Yellow Blank disc without text	155914
	Colour: Red Blank disc without text	155897
	Colour: Green Blank disc without text	155901
	Colour: White Blank disc without text	155908
	Colour: Black Blank disc without text	155905

We reserve the right to make alterations to the technical data, dimensions, weights, designs and products available without notice. The illustrations cannot be considered binding.