


8150/1-0236-0176-091-3311 Art. No. 275134



- Resistant Ex e terminal boxes made of stainless steel, degree of protection IP66, external M8 earth connection
- Version as screw-on cover or hinged cover with cam locks
- Fittings can be configured individually

### MY R. STAHL 8150A



R. STAHL Series 8150 Ex e terminal boxes are made of brush finished stainless steel (1.4301, AISI 304 or 1.4404, AISI 316L) and are particularly resistant. The optimised design, like the circumferential protection channel on the cover opening and the silicone seal suitable for the most extreme temperature ranges, makes the enclosures usable worldwide. Various optional accessories are available.

## Technical Data

### Explosion Protection

Area of application	European Union (ATEX) IECEX United Kingdom
Application range (zones)	1, 2, 21, 22
IECEX gas certificate	IECEX PTB 09.0048
IECEX gas explosion protection	Ex eb IIC T6 / T5 Gb
IECEX dust certificate	IECEX PTB 09.0048
IECEX dust explosion protection	Ex tb IIIC T80 °C / T95 °C Db
ATEX gas certificate	PTB 09 ATEX 1108
ATEX gas explosion protection	⊕ II 2 G Ex eb IIC T6 / T5 Gb
ATEX dust certificate	PTB 09 ATEX 1108
ATEX dust explosion protection	⊕ II 2 D Ex tb IIIC T80 °C / T95 °C Db
Certificates	ATEX (PTB), IECEX (PTB), Korea (KGS), Taiwan (ITRI), USA (UL)
Declaration of conformity	ATEX (EUK), China (CCC)

### Electrical Data

Rated operational voltage AC	0 ... 690 V
------------------------------	-------------

### Ambient Conditions

Ambient temperature	-60 °C ... +40 °C (T6) -60 °C ... +55 °C (T5)
Ambient temperature	-76 °F ... +104 °F (T6) -76 °F ... +131 °F (T5)

### Mechanical Data

IP degree of protection (IEC 60529)	IP66
Enclosure material	Stainless steel 1.4404, (AISI 316L), brush finished
External protective conductor connection	M8
Silicone-free	No
Connection cross-section	2.5 mm <sup>2</sup>

8150/1-0236-0176-091-3311 Art. No. 275134

### Mechanical Data

Connection cross-section AWG	14 AWG
Cover thickness	2 mm
Cover thickness in inches	0.079 in
Wall thickness	1.5 mm
Wall thickness in inches	0.059 in
Dimensions (WxHxD)	236.5 x 176.5 x 91 mm
Width	236.5 mm
Width, inches	9.311 in
Height	176.5 mm
Height in inches	6.945 in
Depth	91 mm
Depth in inches	3.583 in
Weight	3.09 kg
Weight	6.81 lb

### Mounting / Installation

Tightening torque lbf in	0 lbf-in
Tightening torque of cover screw 1	4.5 Nm
Tightening torque of cover screw 1 lbf in	39.83 lbf in

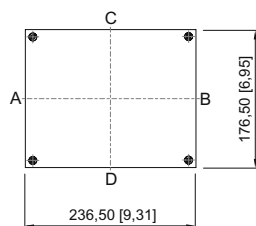
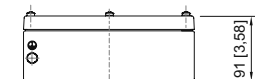
### Components

Flange and plates	Without flange
Entries installation options/side	Without drilled holes
Terminal rail	35 x 189 mm (1x)
Terminal rail	1.38 x 7.44" (1x)
Type of terminals 1	1 x Phoenix UT 2-conductor, 2.5 mm <sup>2</sup> , grey

### Technical Drawings – Subject to Alterations



### Dimensional Drawings (All Dimensions in mm [inches]) – Subject to Alterations



8150/-0236-0176-091-..1.

### Accessories

Screw hinge assembly kit

Art. No.

# Installation equipment

## Ex e terminal box



8150/1-0236-0176-091-3311 Art. No. 275134



Retrofittable hinge for enclosure up to max. 400 x 400 mm

275739

We reserve the right to make alterations to the technical data, dimensions, weights, designs and products available without notice. The illustrations cannot be considered binding.