



- Quad certified control stations (NEC®, CE Code, ATEX, IECEx)
- Enclosure made of stainless steel 1.4404 (AISI 316L) for excellent corrosion resistance
- The cover is equipped with a screw-on cover
- Offers a variety of pushbuttons, illuminated pushbuttons, control switches and LEDs for different configurations
- Customizable control stations available upon request with different entry, contact options and additional certifications

F

MY R. STAHL 8150R










R. STAHL Series 8150 control stations are made of brushed stainless steel 1.4404, AISI 316L and utilizes explosion-protected components for the ultimate flexibility, safety, and durability in hazardous and hostile locations. The high-quality sealing materials make them suitable for an extended temperature range and a circumferential protection channel prevents ingress of water. Choose from one of the standard versions or contact us for a customized solution.

	NEC® 500 CE Code Appendix J					
	Class I		Class II		Class III	
Division	1	2	1	2	1	2
Ex interface						
Installation in		•		•		•

	CE Code Section 18					
	NEC® 505			NEC® 506		
	Class I					
Zone	0	1	2	20	21	22
Ex interface						
Installation in		•				

	IECEx / ATEX					
Zone	0	1	2	20	21	22
Ex interface						
Installation in		•	•		•	•

Selection Table									
Enclosure material: Stainless steel 1.4404, (AISI 316L), brush finished									
Figure	Installation position top	Built-in element top	Installation position middle	Built-in element middle	Installation position bottom	Built-in element bottom	Product Type	Art. No.	Weight lb
	-	-	E-STOP mushroom maintained button 55, Red - (rotating arrow), With silicone seal	Contact element NC/NC	-	-	8150/5-0176-0116-091-3311-C2425	285432	5.36 lb
	-	-	Small handle, HAND-0-AUTO (2x 45°), With silicone seal	Contact element NO/NO	-	-	8150/5-0176-0116-091-3311-C2426	285433	5.45 lb
	-	-	Large handle, HAND-0-AUTO (2x 45°), With silicone seal	Control switch 027	-	-	8150/5-0176-0116-091-3311-C2427	285434	5.58 lb
	-	-	Pilot light, Green, With silicone seal	LED indicator lamp	-	-	8150/5-0176-0116-091-3311-C2428	285435	5.27 lb

Selection Table									
Enclosure material: Stainless steel 1.4404, (AISI 316L), brush finished									
Figure	Installation position top	Built-in element top	Installation position middle	Built-in element middle	Installation position bottom	Built-in element bottom	Product Type	Art. No.	Weight lb
	-	-	Pilot light, Red, With silicone seal	LED indicator lamp	-	-	8150/5-0176-0116-091-3311-C2429	285436	5.27 lb
	-	-	Twin pushbutton, "START"/green - "STOP"/red, With silicone seal	Contact element NC/NO	-	-	8150/5-0176-0116-091-3311-C2430	285437	5.29 lb
	-	-	Small handle, 0/OFF-I/ON (1x 90°), With silicone seal	Contact element NO/NO	-	-	8150/5-0176-0116-091-3311-C2434	285441	5.4 lb
			Small handle, NC/NO	Contact element NC/NO				285442	5.4 lb
	-	-	Large handle, 0/OFF-I/ON (1x 90°), With silicone seal	Control switch 002	-	-	8150/5-0176-0116-091-3311-C2436	285443	5.51 lb
			Large handle, STOP-RUN-START (2x 45°), With silicone seal	Control switch 038				285444	5.62 lb
			Large handle, LOCAL-RE-MOTE (1x 90°),	Control switch 016				285445	5.6 lb
	-	-	Pushbutton, Green - "START", With silicone seal	Contact element NC/NO	-	-	8150/5-0176-0116-091-3311-C2439	285446	5.4 lb
	Pilot light, Red, With silicone seal	LED indicator lamp	-	-	Twin pushbutton, "START"/green - "STOP"/red, With silicone seal	Contact element NC/NO	8150/5-0176-0116-091-3311-C2431	285438	5.4 lb
	Pushbutton, Green - "START", With silicone seal	Contact element NC/NO	-	-	Pushbutton, Red - "STOP", With silicone seal	Contact element NC/NO	8150/5-0176-0116-091-3311-C2432	285439	5.42 lb

Technical Data	
Explosion Protection	
Area of application	European Union (ATEX) Canada IECEX USA
Certificate ULus	E182378V1S5
Marking ULus	Class I, Div. 2, Groups A,B,C,D Class II, III, Div. 2, Groups F,G Class I, Zone 1, AEx db eb IIC T6 Enclosure Type 3, 4, 4X
Certificate cUL	E182378V1S5
Marking cUL	Ex db eb IIC T6 Class I, Div. 2, Groups A,B,C,D Class II, III, Div. 2, Groups F,G Enclosure Type 3, 4, 4X

Technical Data	
Explosion Protection	
IECEX gas explosion protection	Ex db eb IIC T6 Gb
IECEX dust explosion protection	Ex tb IIIC T80 °C Db
ATEX gas explosion protection	Ⓜ II 2 G Ex db eb IIC T6 Gb
ATEX dust explosion protection	Ⓜ II 2 D Ex tb IIIC T80 °C Db
Certificates	ATEX (PTB), Canada (UL), IECEX (PTB), USA (UL)
Electrical Data	
Rated operational voltage AC	0 ... 550 V
Rated operational voltage AC UL	600 V
Rated operational current	6 A
Rated operational current UL	10 A
Ambient Conditions	
Ambient temperature °F	-58 °F ... +140 °F
Ambient temperature °C	-50 °C ... 60 °C
Mechanical Data	
Degree of protection (IP)	IP66
Enclosure type (UL50 & UL50E)	3, 4, 4X
Silicone-free	No
Connection cross-section max.	2.5 mm ²
Cover fixing type	With captive screws, M6 stainless steel screws
Seal	Silicone, foamed
Components	
Flange and plates	Without flange
Entry type	CMP adaptor
Entry 1	1 x CMP-737D M25-NPT 3/4" 737DM3T25
Entry 1 type	Metal adaptor
Metal entry possible for entry 1	Yes

Switching Arrangements of Control Stations
Technical Drawings – Subject to Alterations

IEC	NEMA	IEC	NEMA	IEC	NEMA
<p>Contact element NC / NC Installed in 8150/5-150-0116-091-3311-C2425</p>		<p>Contact element NO / NO Installed in 8150/5-150-0116-091-3311-C2426</p>		<p>Control switch 8008, 2 pole Switching arrangement no. 027 Installed in 8150/5-150-0116-091-3311-C2427</p>	
<p>Indicator lamp Installed in 8150/5-150-0116-091-3311-C2428 8150/5-150-0116-091-3311-C2429</p>		<p>Contact element NC / NO (twin pushbutton) Installed in 8150/5-150-0116-091-3311-C2430</p>		<p>Indicator lamp and contact element NC / NO (twin pushbutton) Installed in 8150/5-150-0116-091-3311-C2431</p>	
<p>Contact element 2 x NC / 2 x NC Installed in 8150/5-150-0116-091-3311-C2432</p>		<p>Contact element NO / NO Installed in 8150/5-150-0116-091-3311-C2434</p>		<p>Contact element NC / NO Installed in 8150/5-150-0116-091-3311-C2435</p>	
<p>Control switch 8008, 2 pole Switching arrangement no. 002 Installed in 8150/5-150-0116-091-3311-C2436</p>		<p>Control switch 8008, 2 pole Switching arrangement no. 038 Installed in 8150/5-150-0116-091-3311-C2437</p>		<p>Control switch 8008, 2 pole Switching arrangement no. 016 Installed in 8150/5-150-0116-091-3311-C2438</p>	
<p>Contact element NC / NO Installed in 8150/5-150-0116-091-3311-C2439</p>					

For information on accessories and spare parts, please contact your assigned R. STAHL sales partner.

F

Dimensional Drawings (All Dimensions in mm [inches]) – Subject to Alterations

