

Installation equipment

Plug 100 A

Plug

8581/22-507 Art. No. 153643



- Degree of protection IP66, extreme temperature range of 30 to +40 °C
- No impact of torsional forces from the wire on the seal
- Wear-free contacts even in a corrosive atmosphere

MY R. STAHL 8581C



R. STAHL Series 8581/22 plugs for Class I, Div. 2, Groups A, B, C and D and Zone 1/21 are 4- or 5-pole 100 A plugs. The floating pins allow them to be inserted and removed simply and easily. The pivoting strain relief makes it easier to install the cable. Self-cleaning and corrosion-free plug pins made from high-quality materials ensure optimum electrical contact.

Technical Data

Explosion Protection

Scope of validity	European Union (ATEX) Canada IECEX USA
Scope of validity Note	Other country markings available on request
Application range (Zones)	1 2 21 22
IECEX gas certificate	IECEX PTB 06.0034
IECEX gas explosion protection	Ex db eb IIC T6 ... T5 Gb
IECEX dust certificate	IECEX PTB 06.0034
IECEX dust explosion protection	Ex tb IIIC T65 °C / T85 °C Db
ATEX gas certificate	PTB 01 ATEX 1161
ATEX gas explosion protection	Ex II 2 G Ex db eb IIC T6 ... T5 Gb
ATEX dust certificate	PTB 01 ATEX 1161
ATEX dust explosion protection	Ex II 2 D Ex tb IIIC T65 °C / T85 °C Db
FMus certificate	OR6A2.AX
cFM certificate	3050350
Marking FMus	Class I, Div. 2, Groups A,B,C,D; Class II, III, Div. 1, Groups E,F,G; Enclosure Type 3, 4, 4X Class I, Zone 1, AEx d e IIC T5 Gb
Marking cFM	Class I, Zone 1, Ex d e IIC T5 Gb Cl. I, Div. 2 per CEC J18-150, Class II, Div. 1, Groups G; Enclosure Type 3, 4, 4X
Certificates	ATEX (PTB), Brazil (ULB), Canada (FM), China (CQST), IECEX (PTB), Korea (KGS), USA (FM)

Installation equipment

Plug 100 A

Plug

8581/22-507 Art. No. 153643



Electrical Data

Rated operational voltage	480Y/277 V AC
Rated operational current	100 A
Mechanical service life	> 250 mating cycles
Type of voltage	Low voltage
Frequency range	50 / 60 Hz

Ambient Conditions

Ambient temperature °C	-30 °C ... +45 °C (T6) -30 °C ... +60 °C (T5)
Ambient temperature °F	-22 °F ... +113 °F (T6) -22 °F ... +140 °F (T5)

Mechanical Data

Degree of protection IP (IEC 60529)	IP66
IP degree of protection (IEC 60079)	IP66
Enclosure type (NEMA250)	3, 4, 4X
Enclosure material	Polyamide
Silicone-free	Yes
Finely stranded connection cross-section	1 x 2.5 mm ² ... 1 x 35 mm ²
Finely stranded connection cross-section AWG	1 x AWG 14 ... 1 x AWG 2
Width	129 mm
Width in inches	5.08 in
Height	129 mm
Height, inches	5.08 in
Length	31 mm
Length, inches	12.2 in
Impact strength (IEC 60079)	7 J
Impact strength (IEC 62262)	IK10
Color code	Red
Coding (clock hour position)	7
Series	SolConeX
Detailed number of poles	4-pole, 5 conductors
Weight	500 g
Weight	1.1 lb

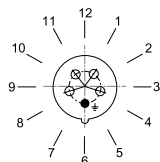
Mounting / Installation

Connection	Screw terminal
------------	----------------

Components

Cable diameter	30 – 45 mm
Cable diameter inch	1.18 – 1.77 in

Technical Drawings – Subject to Alterations



Position of clock hour position
Example: 6 h position

Installation equipment

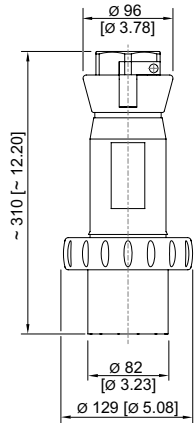
Plug 100 A

Plug

8581/22-507 Art. No. 153643



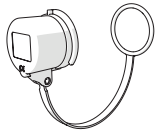
Dimensional Drawings (All Dimensions in mm [inches]) – Subject to Alterations



Accessories

Protective cap for plug series 8581

Art. No.



4/5-pole

153730

We reserve the right to make alterations to the technical data, dimensions, weights, designs and products available without notice. The illustrations cannot be considered binding.