

Components for system solutions

Compact mldd case crct breaker

63 A

8550/1-MCCB-GLS3-TM-063-95-AS1-FS1-0000 Art. No. 313654



- Non-adjustable thermal and magnetic releases
- Isolating function in accordance with EN 60947-2
- International approvals for worldwide use
- Simple replacement or expansion of your system thanks to a modular circuit breaker design
- Padlocks provide protection against being switched on again during maintenance work
- Ergonomically shaped operating lever guarantees that the system can be switched on and off safely
- Large cable dia. range of the main terminals

MY R. STAHL 8550A



R. STAHL Series 8550 molded case circuit breakers boast a broad range of rated operating currents from 15 to 125 A, as well as excellent current limiting for short circuits and a high switching capacity of up to 10 kA, depending on the switched voltage. The short-circuit release threshold is ten times the nominal current. DC currents can also be switched at voltages up to 250 V DC. The components are designed to be modular and are therefore ideal for combining with the contactor, also available in this series, and overload relay to form a motor starter. Other applications are in power distribution boards.

Technical Data

Explosion Protection

Application range (zones)	1, 2
Application range (Zone) note	For use in Zone 21/22 when protected by Ex tb/tc enclosure
IECEX gas certificate	IECEX FMG 22.0005U
IECEX gas explosion protection	Ex db eb IIC Gb
ATEX gas certificate	FM 22 ATEX 0017 U
ATEX gas explosion protection	Ex II 2 G Ex db eb IIC Gb
FMus certificate	FM22US0011U
cFM certificate	FM22CA0006U
Marking FMus	Class I, Div. 2, Groups A,B,C,D; Class I, Zone 1, AEx db eb IIC Gb;
Marking cFM	Class I, Zone 1, Ex db eb IIC Gb; Class I, Div. 2, Groups A,B,C,D;
Certificates	ATEX (FM), Brazil (ULB), Canada (FM), IECEX (FM), USA (FM)

Electrical Data

Rated operational voltage AC	12 ... 690 V
AC rated operat. voltage (NEC)	12 ... 600Y/347 V
Rated operational voltage DC	12 ... 250 V
Rated operational voltage DC (NEC)	12 ... 250 V
Rated operational current	63 A
Electrical service life	8000
Mechanical service life	10 ⁴
Rated impulse voltage Uimp	8 kV
Main contacts	3-pole (3 NO)
1st auxiliary function	Auxiliary contact 1 change-over contact
1st auxiliary function for AC rated voltage	240 V

Components for system solutions

Compact mldd case crct breaker

63 A

8550/1-MCCB-GLS3-TM-063-95-AS1-FS1-0000 Art. No. 313654



Electrical Data

1st auxiliary function voltage max. DC	250 V
1st auxiliary function for rated current max.	6 A
2nd auxiliary function	Fault signal contact 1 change-over contact
2nd auxiliary function voltage AC	240 V
2nd auxiliary function voltage max. DC	250 V
2nd auxiliary function for rated current max.	6 A
3rd auxiliary function	without
Tripping time	0 – 10 ms
Frequency range	50 – 60 Hz

Ambient Conditions

Ambient temperature	-25 °C ... +70 °C
Ambient temperature °F	-13 °F ... +158 °F

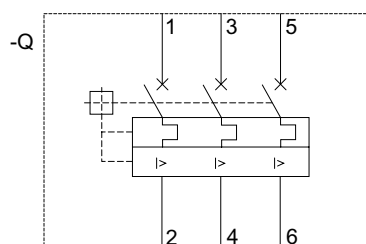
Mechanical Data

Degree of protection (IP)	IP20
Enclosure material	Thermoplast
Connection cross-section	25 – 95 mm ²
Connection cross-section AWG	4 ... 4/0 AWG
Auxiliary contact connection cross section	0.75 ... 2.5 mm ²
Auxiliary contact connection cross section AWG	18 ... 14 AWG
Width	150 mm
Width, inches	5.91 in
Height	196 mm
Height in inches	7.72 in
Depth	336.6 mm
Depth in inches	13.25 in
Weight	4.3 kg
Weight	9.48 lb

Mounting / Installation

Tightening torque	15 – 20 N · m
Tightening torque lbf in	132.7 ... 177 lbf-in
Tightening torque auxiliary contact	0.4 – 0.6 N · m
Tightening torque auxiliary contact lbf in	3.54 ... 5.31 lbf-in

Technical Drawings – Subject to Alterations



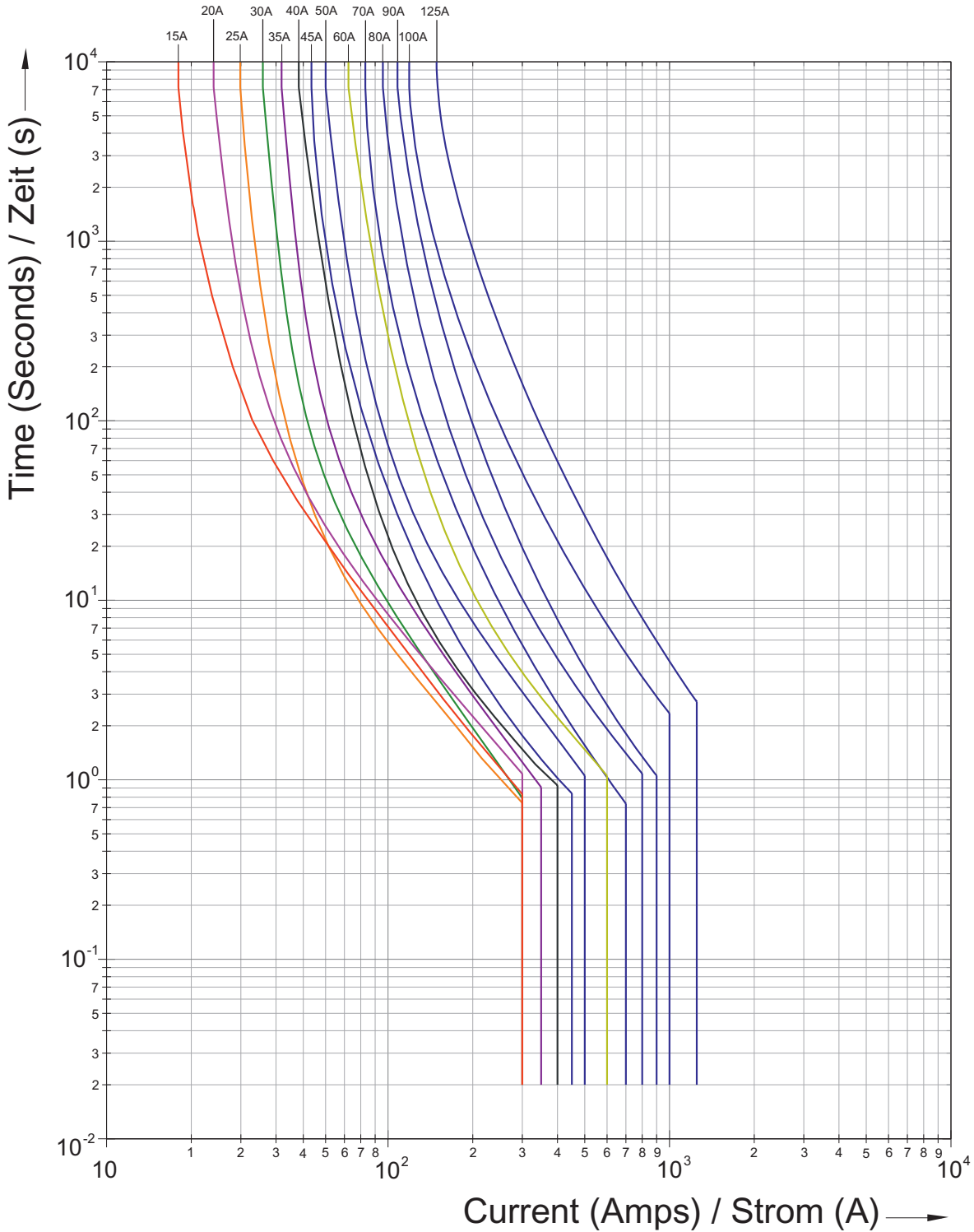
Circuit diagram of the device

Components for system solutions

Compact mldd case crct breaker

63 A

8550/1-MCCB-GLS3-TM-063-95-AS1-FS1-0000 Art. No. 313654



Tripping characteristic curves

Components for system solutions

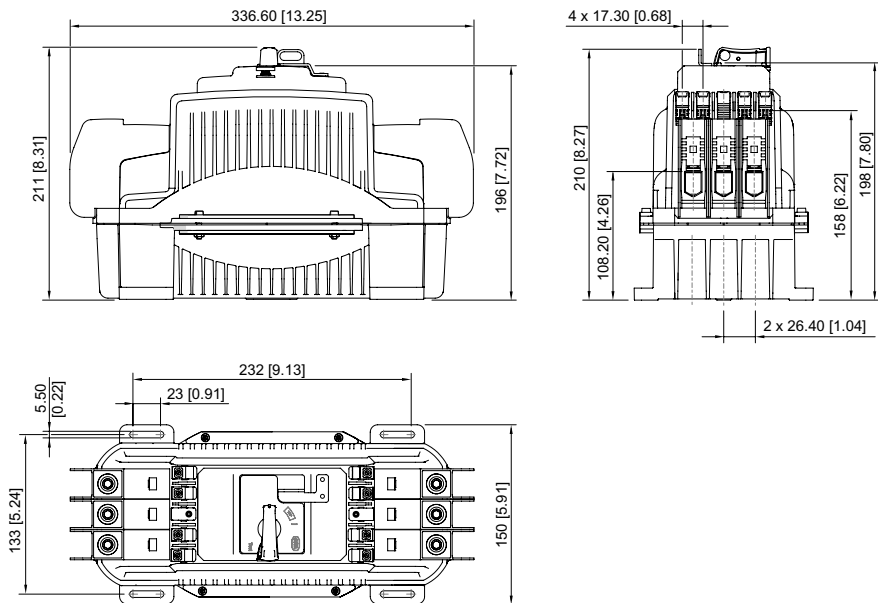
Compact mldd case crct breaker

63 A

8550/1-MCCB-GLS3-TM-063-95-AS1-FS1-0000 Art. No. 313654



Dimensional Drawings (All Dimensions in mm [inches]) – Subject to Alterations



We reserve the right to make alterations to the technical data, dimensions, weights, designs and products available without notice. The illustrations cannot be considered binding.